

Internal Quality Assurance Cell
UNIVERSITY OF CALICUT

(Re-accredited by NAAC with A grade)



DIGITAL FEEDBACK 2021
Teachers Assessment & Course Assessment

Stage One

First Semester P G (2020 Admission)

Third Semester P G (2019 Admission)

DIGITAL FEEDBACK 2021

Teachers Assessment & Course Assessment

In 2021, keeping quality sustenance as its focus, the Internal Quality Assurance Cell (IQAC) of University of Calicut has introduced Digital Feedback system. To ensure the continuous improvement in teaching-learning, curriculum development and enrichment, the Post Graduate students from the University have assessed their respective teachers and all the Courses in their Masters Programme. The Digital Feedback is conducted by Digital Wing of 'Choice Based Credit Semester System' in two stage - Stage One and Stage two before the final examinations of each semester. Students from the Post Graduate Programmes have taken part in it through the 'Student Portal' in the University website. In Stage One, Digital Feedbacks of Teacher Assessment and Course Assessment were collected from the P. G students of First (2020 Admission) and Third Semester (2019 Admission). Teachers of different departments and Courses of all the First and Third Semester Masters Programmes were assessed by the students.

Internal Quality Assurance Cell
UNIVERSITY OF CALICUT

(Re-accredited by NAAC with A grade)



DIGITAL FEEDBACK 2021

Teachers Assessment

Stage One

First Semester P G (2020 Admission)

Third Semester P G (2019 Admission)

REPORT ON DIGITAL STUDENTS FEEDBACK OF TEACHER ASSESSMENT

In Stage One, Digital Feedback of teacher assessment was collected from the students of First (2020 Admission) and Third Semester (2019 Admission) Post Graduate through the University Student Portal. Total strength of the P G students from both semesters is 1540. Out of 1540, 1328 students participated in the feedback. Rest of the students could not complete the process of it due to certain technical issues. Teachers of different departments were assessed by the students based on their respective courses

The Feedback Questionnaire

Sl. No.	Criteria
1	Depth of Knowledge/ Mastery of the subject
2	Clarity of explanation /communication skill
3	Amount of preparation for the class by the teacher
4	Fairness in student evaluation
5	Ability of the teacher to inspire the students
6	Punctuality of the teacher in engaging classes
7	Demonstration of practical experiments/ examples
8	Keeness to invite questions
9	Teachers ability to stimulate discussion and original thinking among students.
10	Regularity in taking classes
11	Special care for weak students

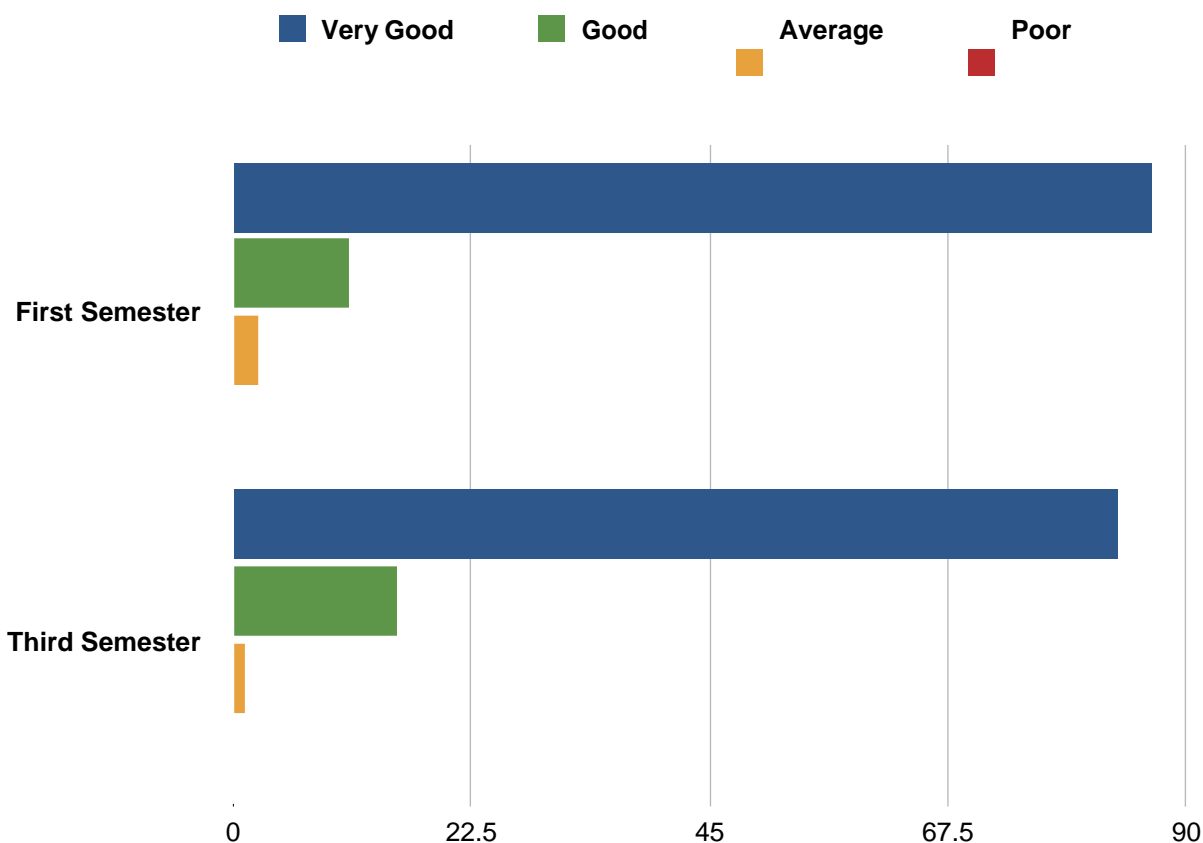
Sl. No.	Criteria
12	Availability of the teachers to students outside class hours
13	Ability to motivate students
14	Efficiency in classroom management
15	Your willingness to take another course from this teacher
16	Use of modern teaching aids and methods

Rating Category

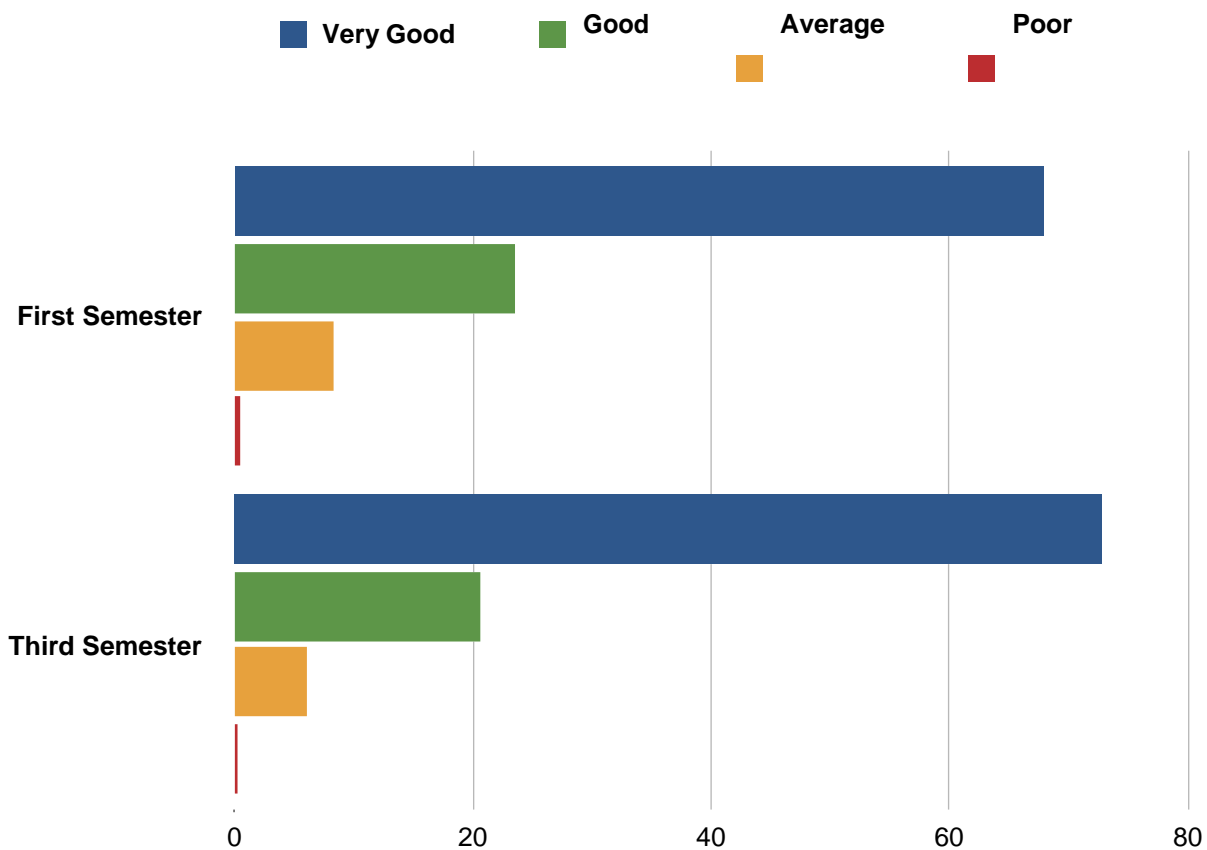
Sl. No.	Category	Score
1	POOR	1
2	AVERAGE	2
3	GOOD	3
4	VERY GOOD	4

The responses received from the students are given below:

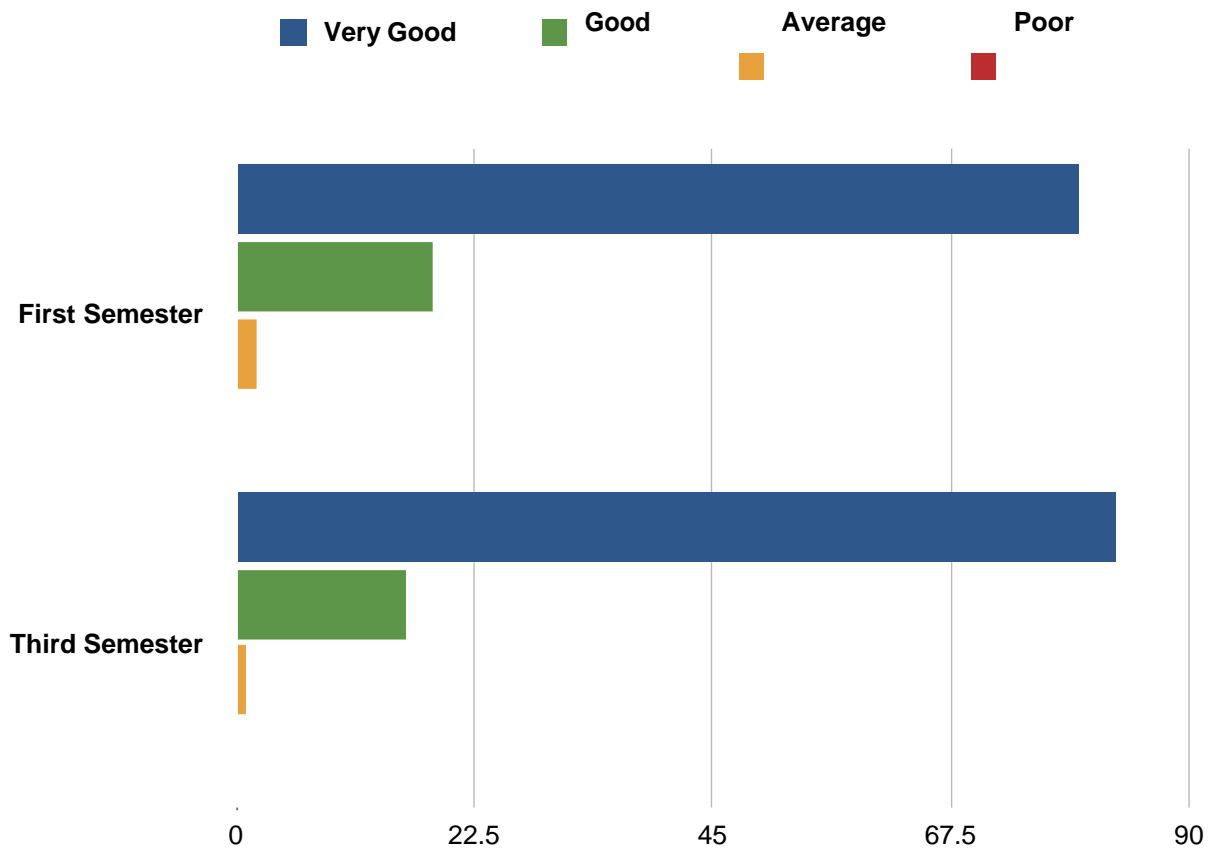
★ **1 - The depth of the knowledge / mastery of the subject of the teacher.** It is noticed that 86.77% of the First Semester students have responded that teacher's depth of the knowledge is very good and 11% of the students have said that teacher's depth of the knowledge is good whereas rest of the 2.23% of the students expressed it as average. 83.47% of the respondents from the Third Semester P. G. Programmes opined that teacher's depth of the knowledge is very good and 15.34% of the students have said that teacher's depth of the knowledge is good. 1.19% of the students responded it as average.



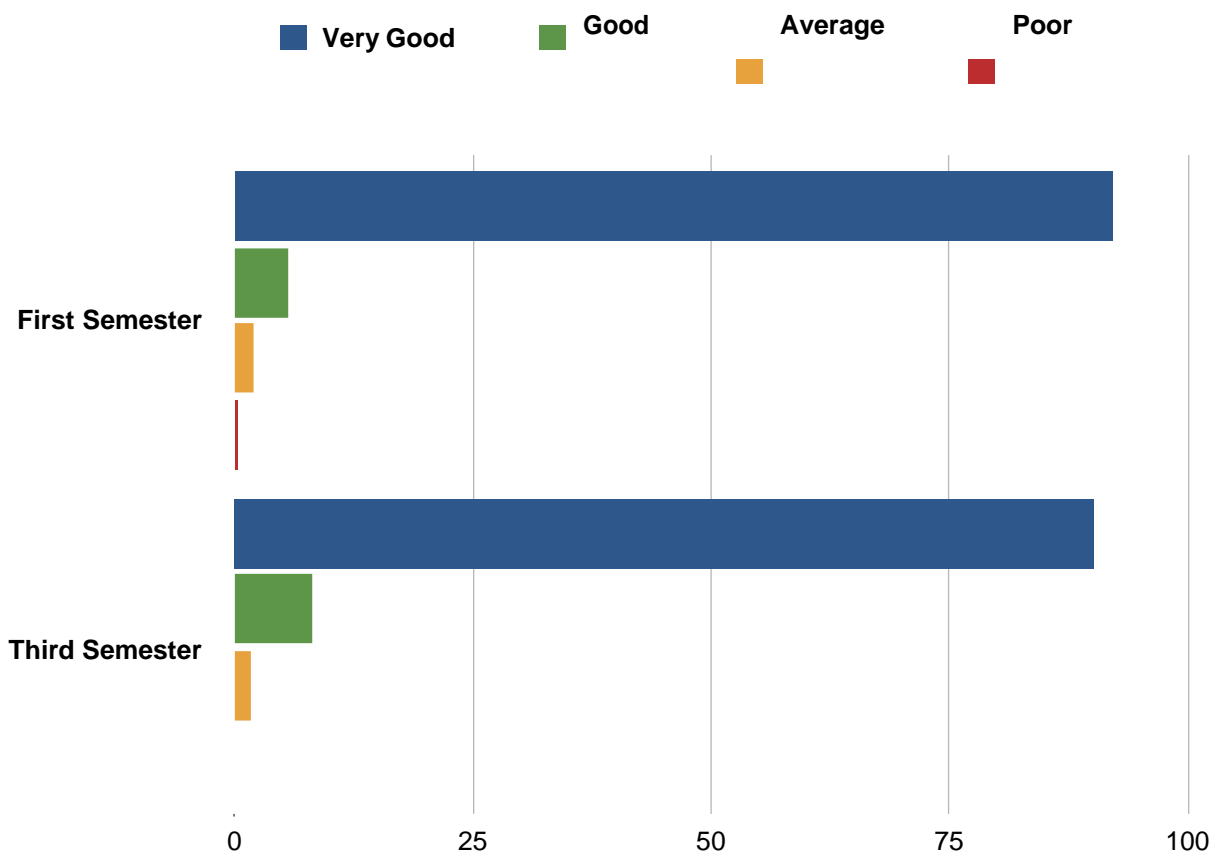
★ **2 - Clarity of explanation /communication skill of the teacher.** 67.8% of First Semester students of P. G. Programmes have responded that Clarity of explanation /communication skill of their teachers' is very good and 23.48% of the students have expressed it as good. However, 8.28% of the respondents responded it as average and 0.44% of the students rated the clarity of explanation and communication skill of the teachers are poor. 72.89% of the respondents from the Third Semester P. G. Programmes opined that teacher's clarity of explanation and communication skill are very good and 20.72% of the students rated it as good. From rest of the students, 6.10% and 0.29% of the students opined it as average and poor respectively.



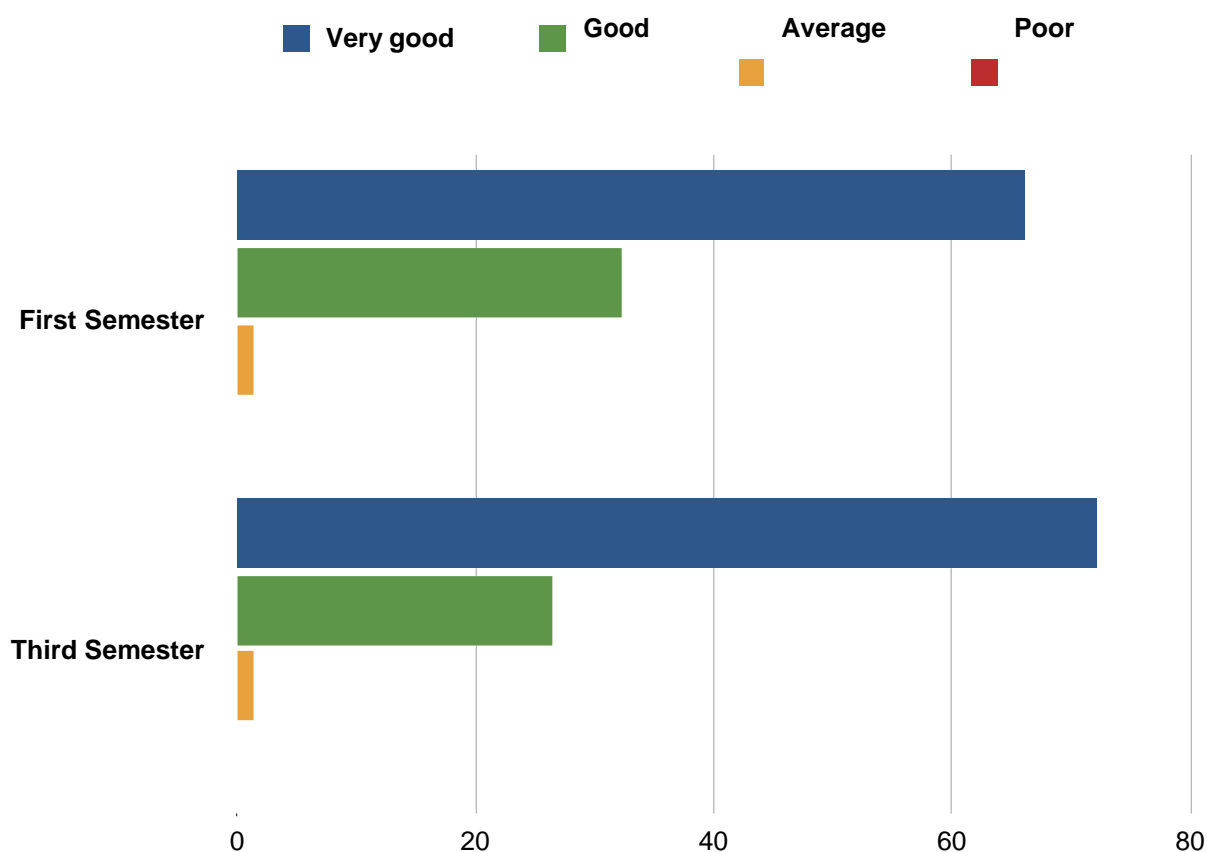
★ **3 - The amount of preparation for the class by the teacher.** 79.67% of the Respondents from the First Semester rated that the amount of the preparation for the class done by the teachers' is very good and 18.51% expressed it as good whereas 1.82% of the Respondents opined it as average. In Third Semester, it was noticed that 83.12% of the students have said that teacher's amount of preparation for the class is very good and 16% of the students have said that the amount of preparation for the class by the teacher is good while 0.88% of the students considered it as average.



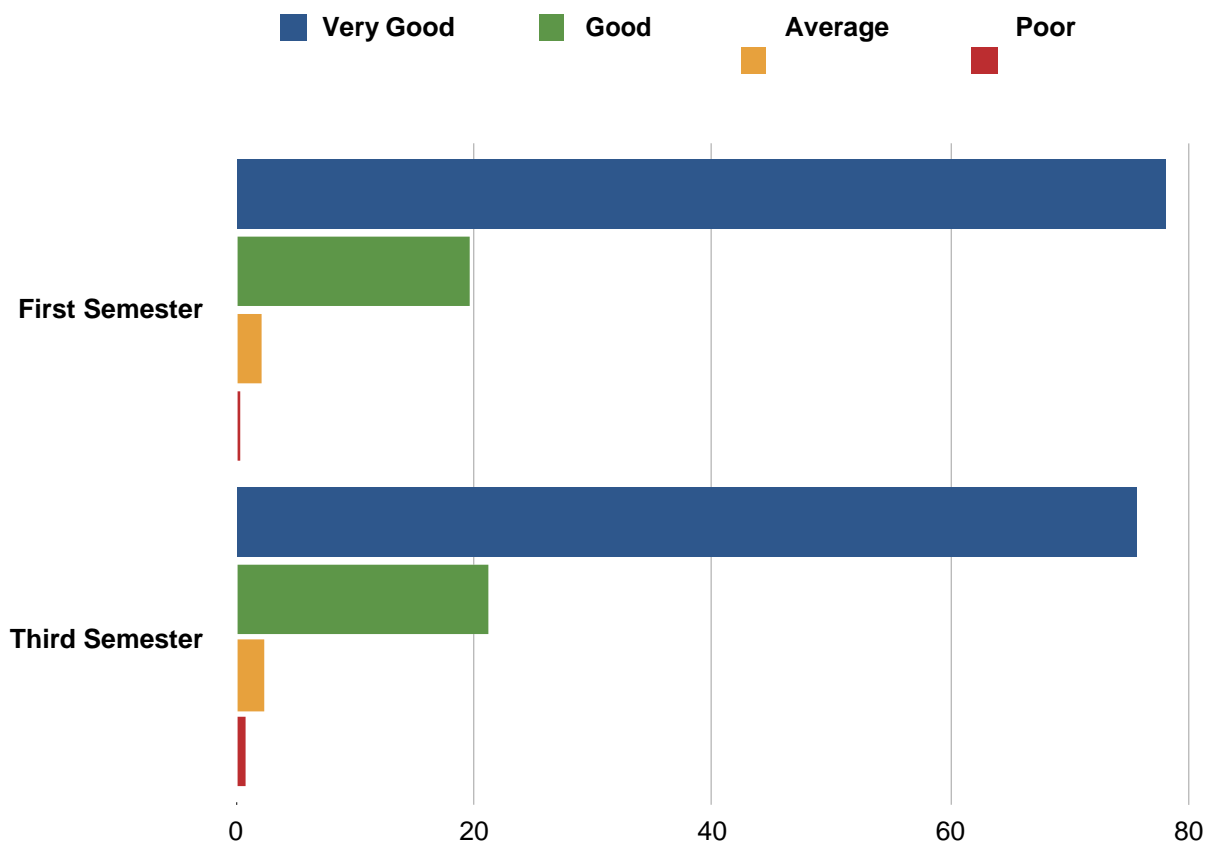
★ **4 - The fairness in student evaluation by the Teacher.** It is noticed that 92% of the students from First Semester have said that teacher's fairness in student evaluation is very good and 5.68% of the students have said that the fairness in student evaluation by the teacher is good while 1.96% and 0.34% of the students rated it as average and poor respectively. 90.27% of students from the Third semester P. G. Programme expressed that he fairness in student evaluation by the teacher is very good whereas 8.11% and 1.62% of the respondents opined it as good and average respectively.



★ **5 - The ability of the teacher to inspire the students.** From First Semester 66.21% of the students have said that teacher’s ability to inspire the students is very good while 32.17% of the students have rated it as good. Again 1.47% and .15% of the students expressed their opinion as average and poor respectively. However, 72.11% of the respondents from Third semester P. G Programme agreed that the ability of their teachers to inspire the students is very good at the same time 26.37% of the students marked it as good and 1.40% of the students rated it as average. Rest of the 0.13% of the students assessed it as poor.

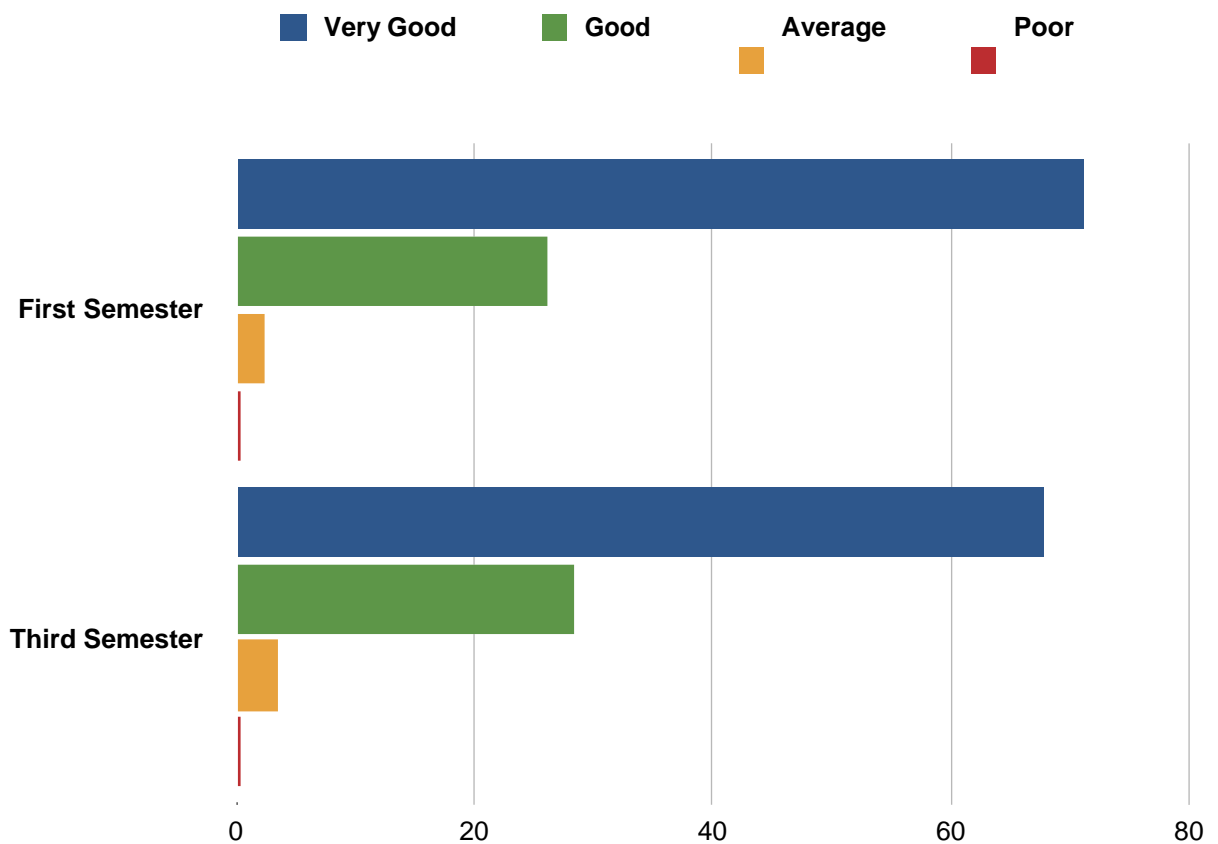


★ **6 - The punctuality of the teacher in engaging the classes.** 78.02% of the respondents from First Semester opined that the punctuality of the teacher in engaging the classes is very good while 19.53% of the students have rated it as good. And 2.17% and 0.28% of the students assessed it as average and poor. From the Third semester 75.67% of respondents have responded that the punctuality of the teacher in engaging the classes is very good whereas rest of the 21.18%, 2.36% and 0.79% of the respondents rated their teachers based on it as good, average and poor respectively.

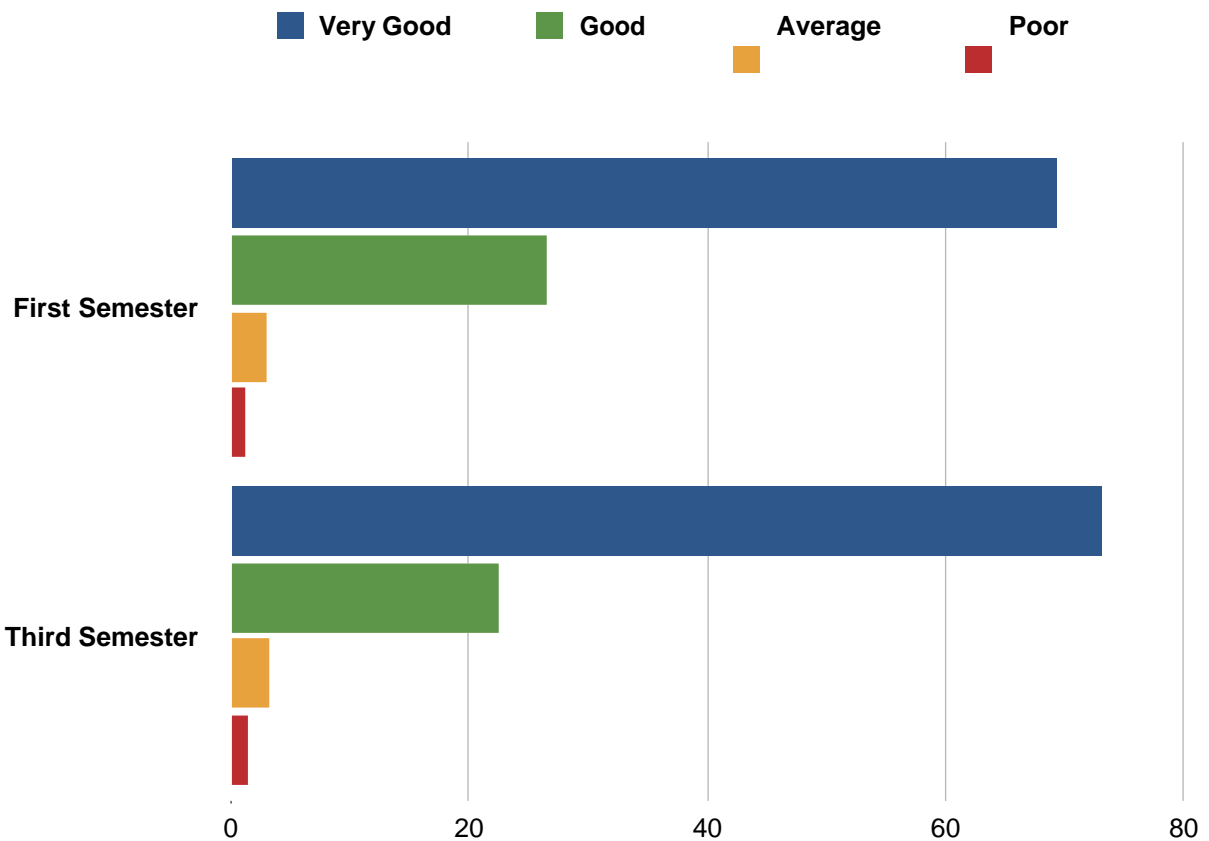


★ **7 - The skill of demonstration of practical examples of the teacher.**

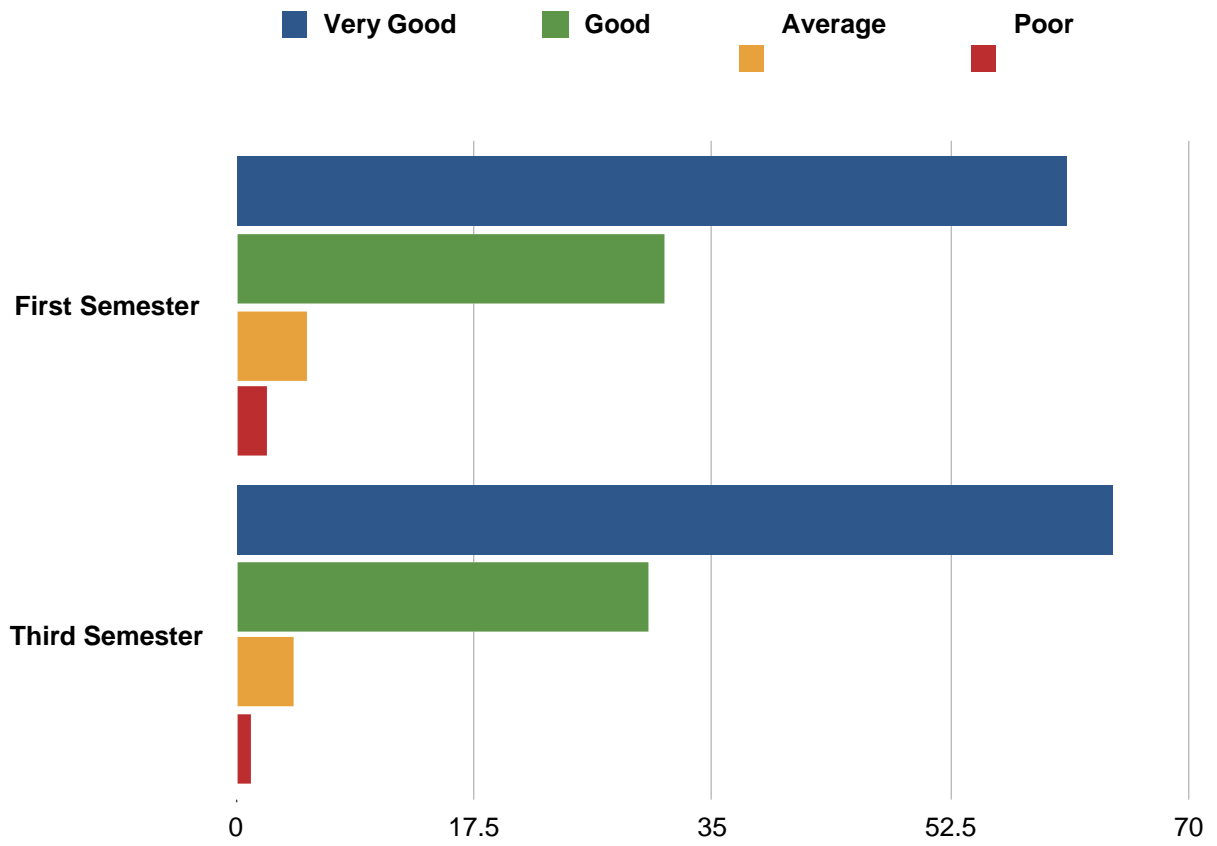
71.16% of the respondents from First semester have agreed that the skill of demonstration of practical examples of the teachers is very good and 26.24% of the respondents have expressed it as good while 2.31% of the students responded it as average and the remaining 0.29 marked. From the Third Semester 67.80% of the respondents have rated that the skill of demonstration of practical examples of the teachers is very good and 28.39% of the students assessed it as good while rest of the 3.41% and 0.40% of the respondents marked it as average and poor respectively.



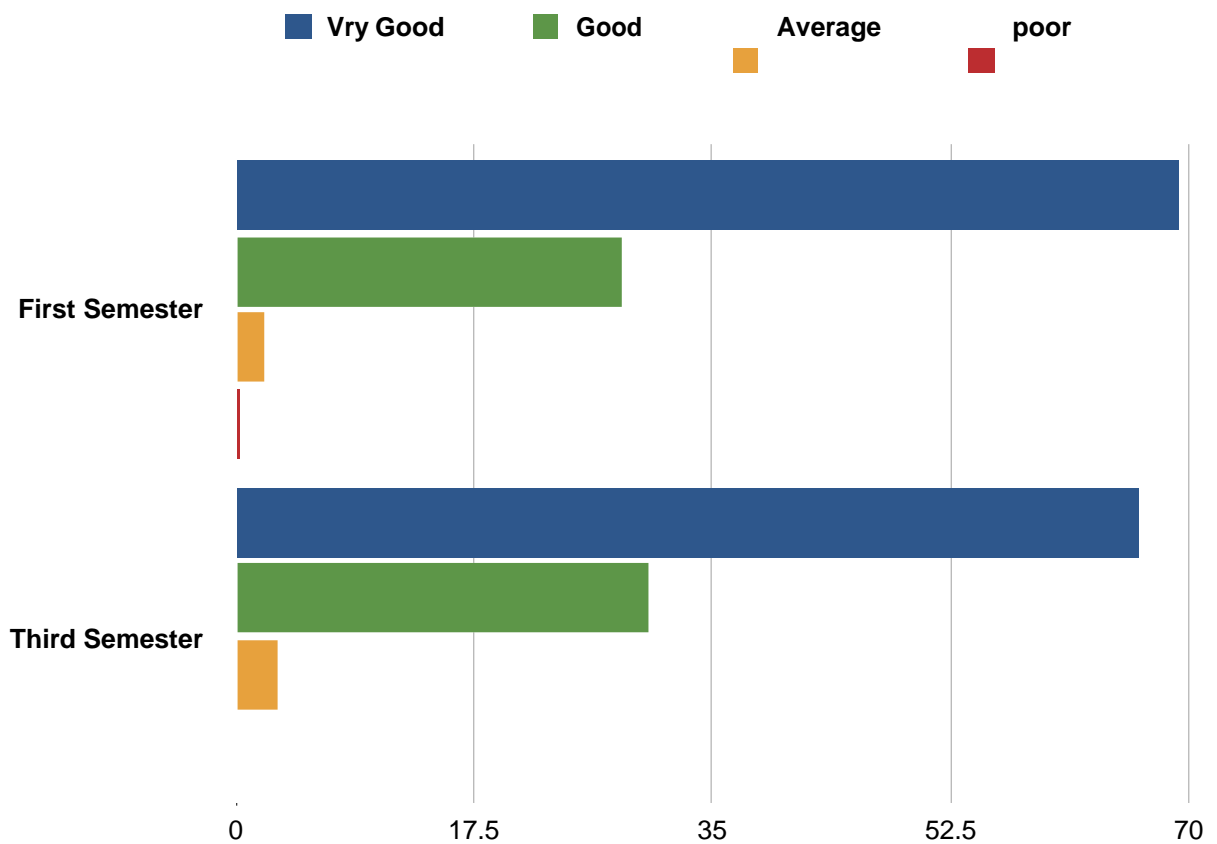
★ **8 - The teacher's keenness to invite questions.** It is noticed that 69.27% of the respondents from the First Semester have assessed that the teacher's keenness to invite questions is very good and 26.52% assessed it as good whereas remaining 3% and 1.21% of the respondents rated it as average and poor. 73.13% of the students from Third Semester have said that the teacher's keenness to invite questions is very good. However, rest of the 22.37%, 3.18% and 1.32% of the respondents have opined it as good, average and poor respectively.



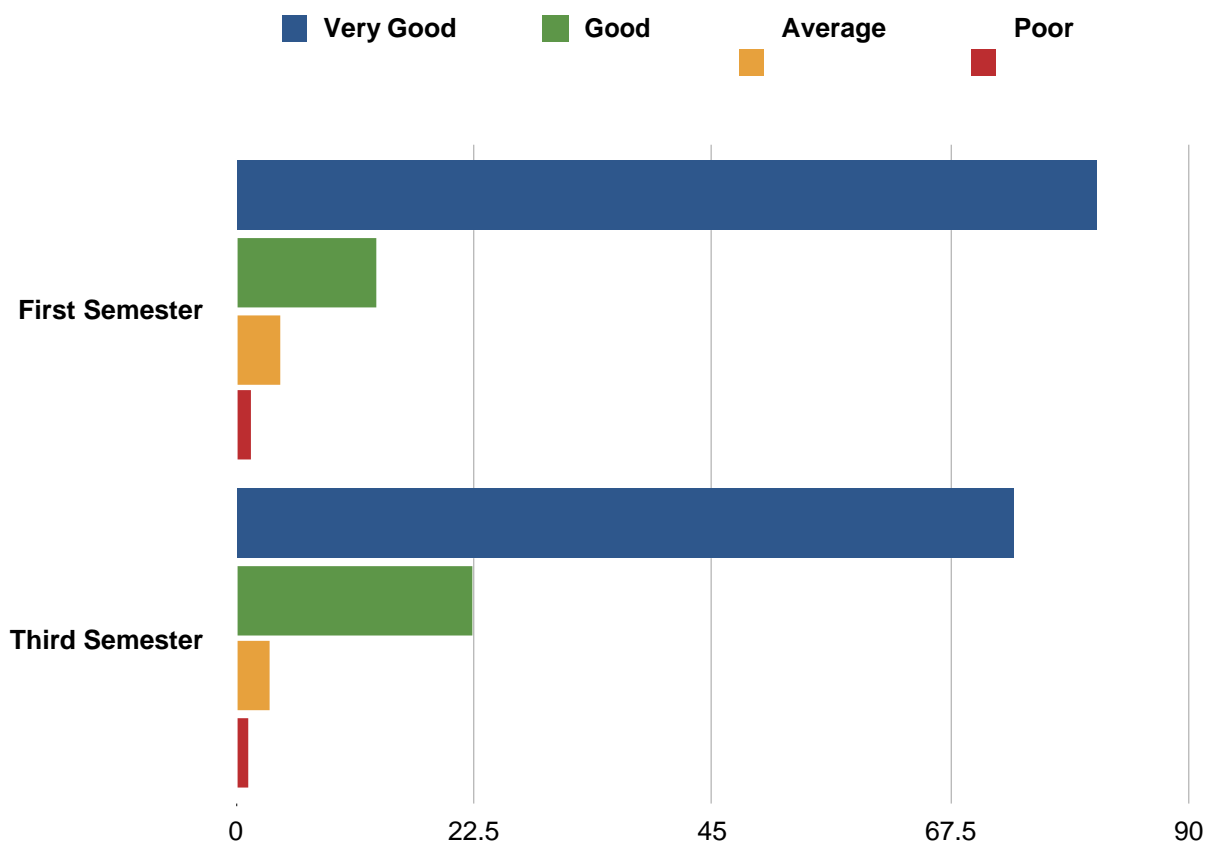
★ **9 - The teacher's ability to stimulate discussion and original thinking among students.** 61.17% of the respondents from Second Semester have found that the teacher's ability to stimulate discussion and original thinking among students is very good and 31.43% of the respondents have assessed it as good. Remaining 5.14% have rated it as average and 2.266% have marked it as poor as well. In Fourth Semester, 64.42% of the respondents have rated the teacher's ability to stimulate discussion and original thinking among students is very good whereas 30.25% of the students opined it as good. Rest of the 4.18% and 1.15% of the respondents marked it average and poor respectively.



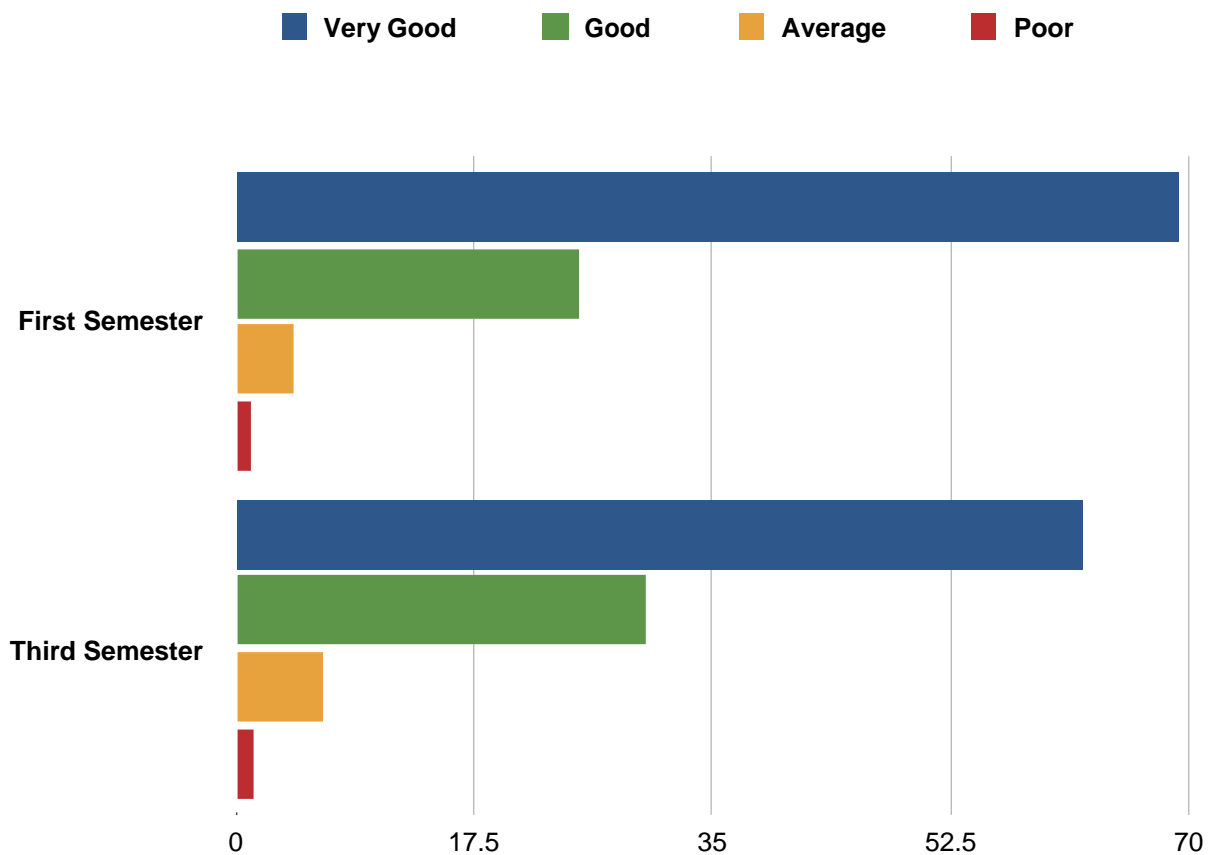
★10 - The responses of the students on the regularity of the teacher. 69.29% of the Respondents from the First Semester have noticed the regularity of the teacher is very good and 28.33% of the students have said that the teacher's regularity is good. Remaining 2.13% of the respondents have found it average and the other 0.25% of the Respondents have rated it as poor. In Third Semester, 66.41% of the respondents have responded to it as very good while 30.33% and 3.12% of students have assessed it as good and average respectively and rest of the 0.14% rated it as poor as well.



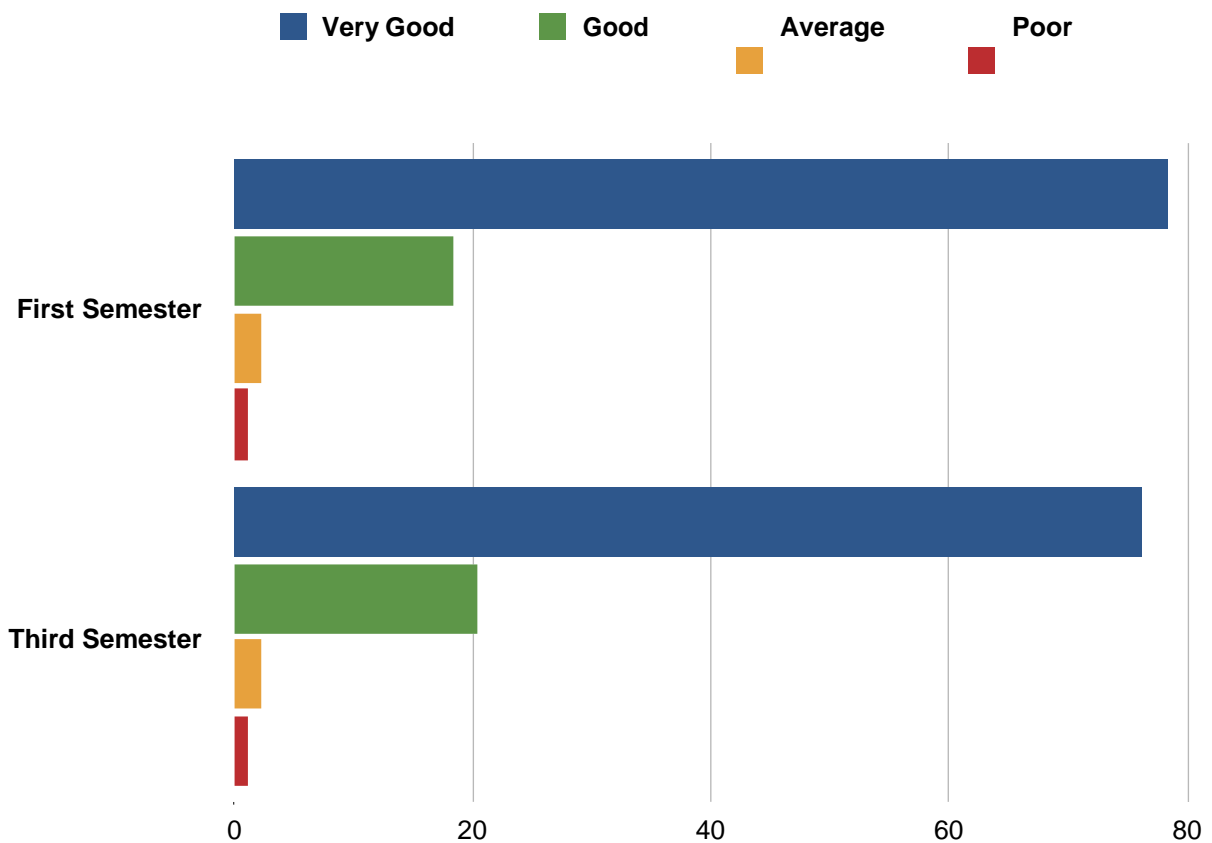
★11 - **The responses of the students on the special care of the weak students by the teacher.** It is noticed that 81.22% of the respondents from First Semester have rated the special care of the weak students by teacher as very good and 13.28% of the respondents have rated it as good. At the same time 4.14% of the students assessed it as average and remaining 1.36% marked it as poor. 73.36% of the respondents from the Third Semester have responded that the special care of the weak students by the teacher is very good and 22.21% of the respondents have opined it as good. And 3.25% of the students assessed it as average while the rest of the 1.18% respondents marked it as poor.



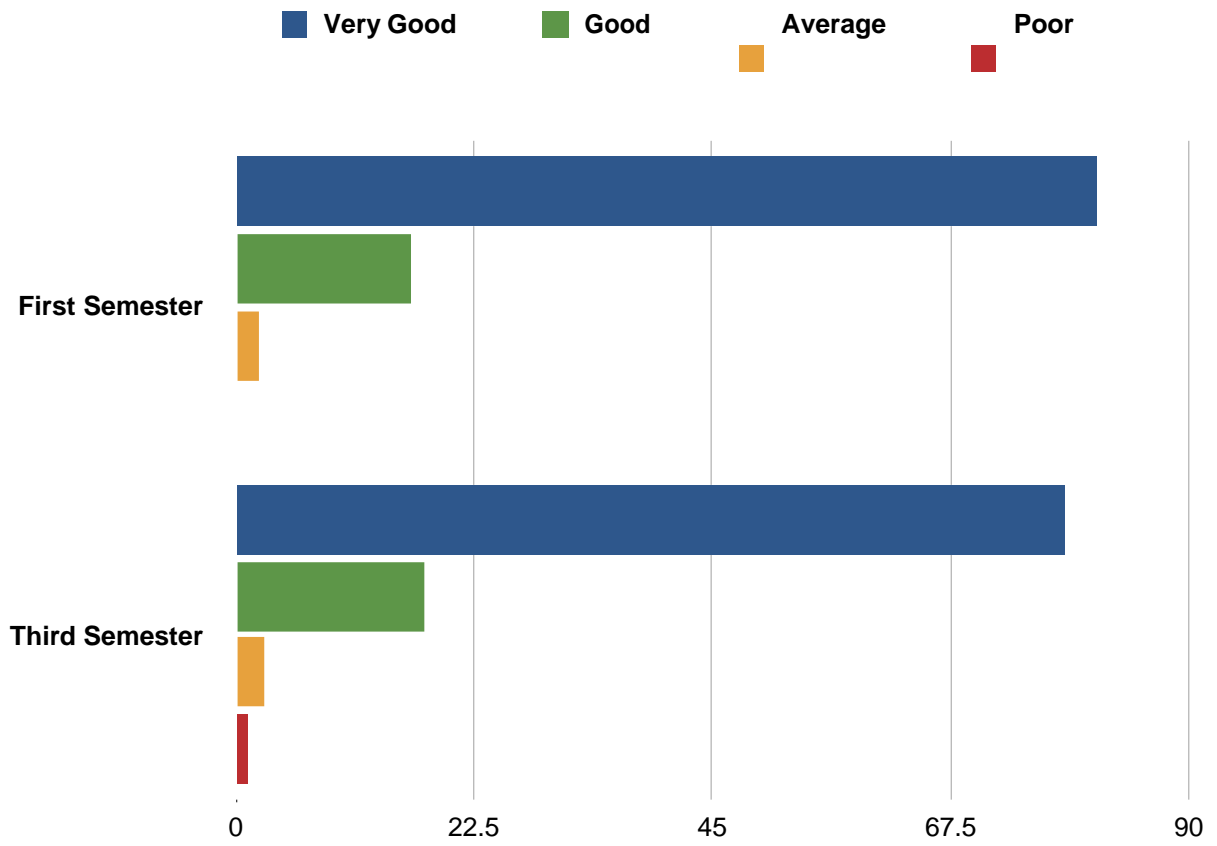
★ 12 - The responses of the students on the availability of the teacher to students outside class hours. 69.31% of the respondents from the First Semester have said that the availability of the teacher to students outside class hours is very good and 25.25% of the respondents have assessed it as good. However, rest of the 4.33% and 1.11% of the respondents rated it as average and poor respectively. 62.17% of the students from Third Semester opined about the availability of the teacher to students outside class hours as very good and 30.14% of the students have agreed it good, but 6.41% of the students found it as average and 1.28% of the remaining respondents have marked it as poor as well.



★13 - The responses of the students on the ability of the teacher to motivate students. 78.31% of the Respondents from the First Semester have responded that the ability of the teacher to motivate students as very good and 18.28% of the students have opined it as good. Remaining 2.19% and 1.22% of the Respondents have assessed it as average and poor accordingly. 76.11% of the respondents from the Third Semester have rated the ability of the teacher to motivate students as very good and 20.49% of the students have found it good, whereas, 2.22% of the respondents responded to it as average and rest of the 1.18% of the students marked it as poor.

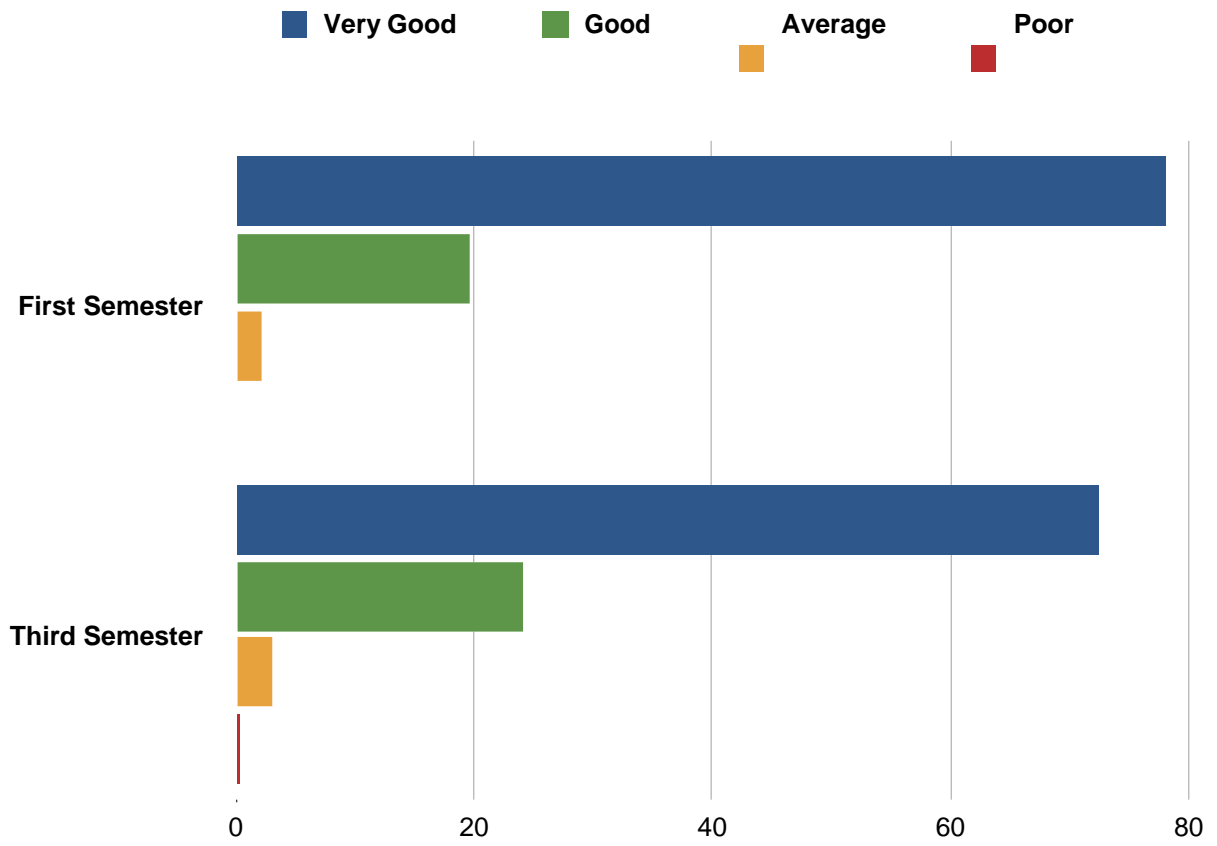


★ 14 - The details of the student's responses on the efficiency in classroom management of the teacher. 81.31% of the Respondents from the First Semester have opined that the efficiency in classroom management of the teacher is very good and 16.47% of the respondents have agreed it as good. Rest of the 2.22% respondents have found it as average. Whereas, 78.21% of the Respondents from the Fourth Semester have rated the efficiency in classroom management of the teacher as very good and 17.89% of the students have expressed it as good. While remaining 2.72% and 1.28% of the Respondents have rated it as average and poor respectively.

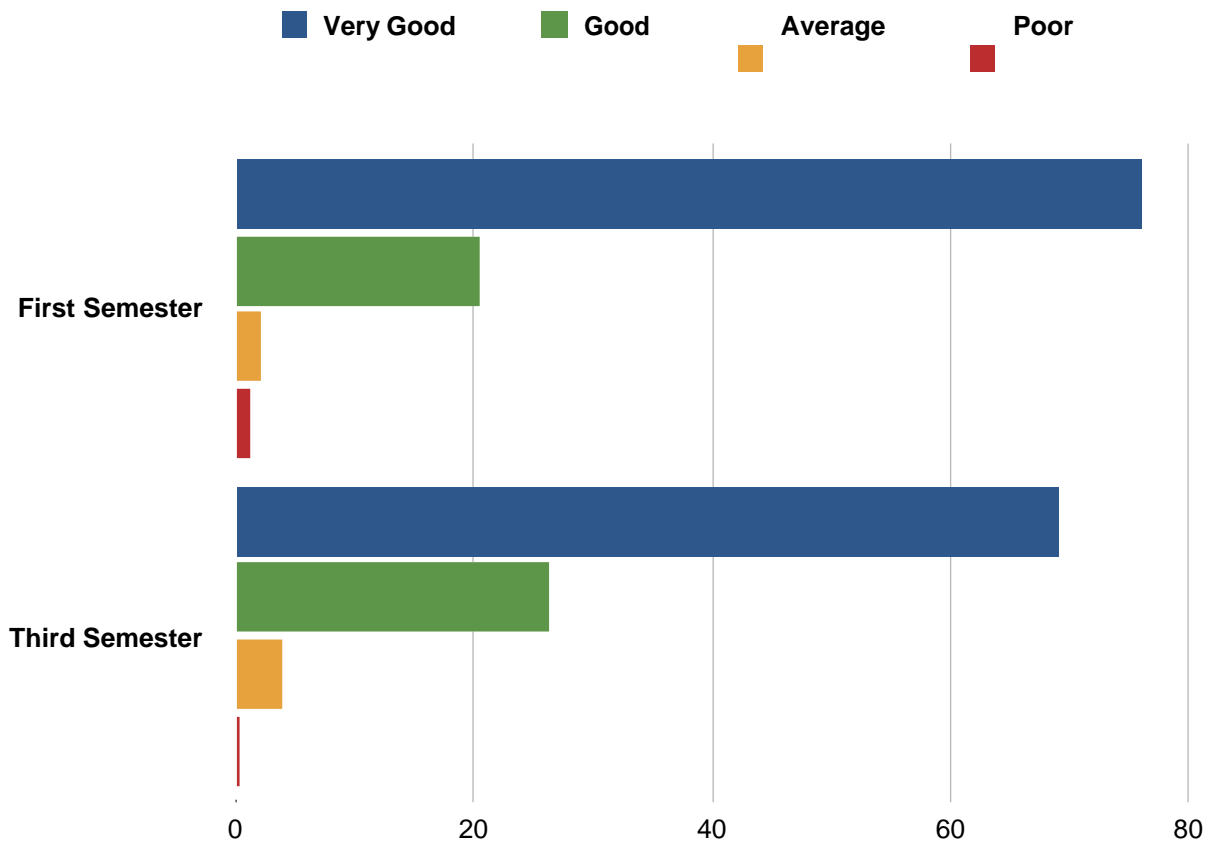


★ 15 - The student's willingness to take another course from this teacher.

78% of the Respondents from the First Semester have expressed their willingness to take another course from the same teacher and rated it as very good whereas 18.66% of the students have said that their willingness to take another course from this teacher is good. And 2.20% of the Respondents have opined it as average and rest of the 0.14% have rated it as poor. 72.49% of the Respondents from the Third Semester have expressed their willingness to take another course from the same teacher and rated it as very good and 24.12% of the Respondents from the same responded it as good. Remaining 3.09% and 0.30 of the respondents have opined it as average and poor respectively.



★16 - The use of modern teaching aids and methods by the teacher. 76.14% of the Respondents of the First Semester have responded that the use of modern teaching aids and methods by the teacher as very good and 20.47% of the respondents have assessed it as good. And the other 2.16% and 1.23% of the students have rated it as average and poor accordingly. 69.22% of the Respondents from Third Semester have agreed that the use of modern teaching aids and methods by the teacher as very good while 26.43% of the students rated it as good. However, rest of the 4.03% and 0.32% of the students have marked it as average and poor respectively.



Based on the assessment, it is noticed that all the students are quite satisfied with their teacher's performance with grade points ranging from 3 to 4. Although a few variables were of the moderate score and the teachers have reported that it would be rectified.

Internal Quality Assurance Cell

UNIVERSITY OF CALICUT

(Re-accredited by NAAC with A grade)



DIGITAL FEEDBACK 2021

Course Assessment

Stage One

First Semester P G (2020 Admission)

Third Semester P G (2019 Admission)

REPORT ON DIGITAL FEEDBACK OF COURSE ASSESSMENT BY STUDENTS

Digital Feedback of Course Assessment of all the Courses of the P G Programmes offered by the University was conducted by Digital Wing of Choice Based Credit Semester System. In Stage one, the feedback of all the courses was collected from the First (2020 Admission) and Third Semester (2019 Admission) students of Post Graduate through the University Student Portal before the Semester examination of the respective semesters. Total strength of the P G students from both semesters is 1540. Out of 1540, 1409 students participated in the feedback. Rest of the students could not complete the process of it due to certain technical issues. All the courses in these two semester were evaluated by the students.

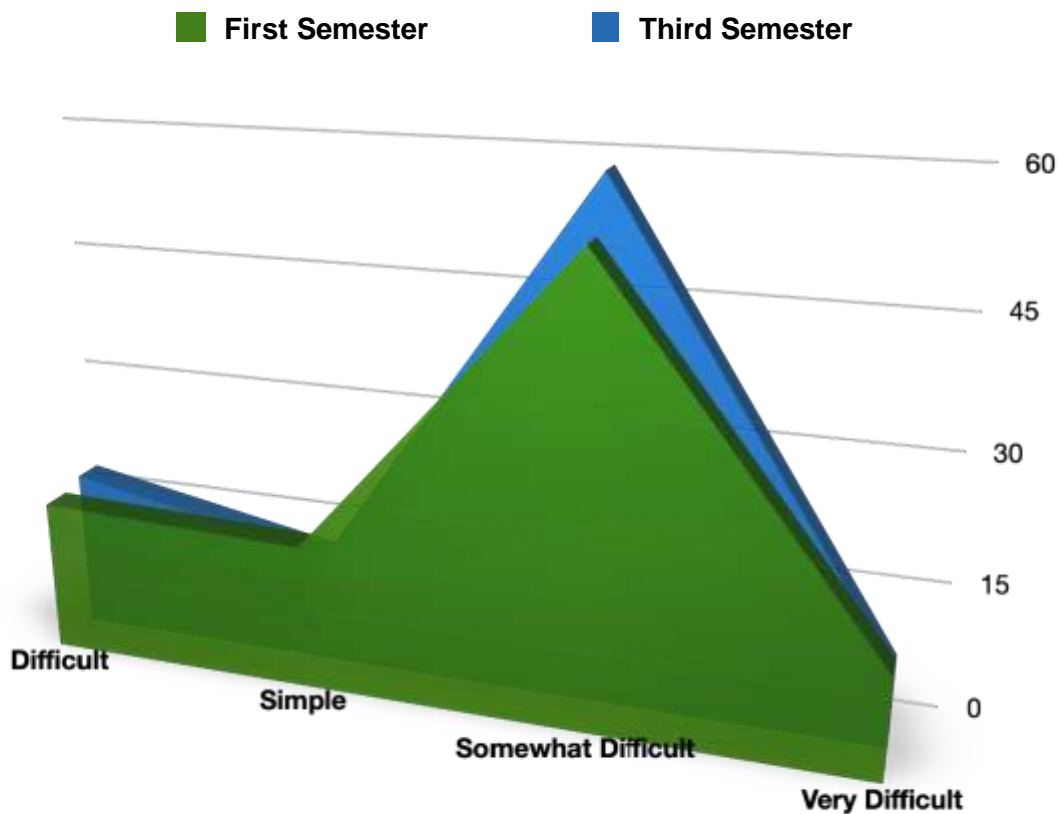
THE FEEDBACK QUESTIONNAIRE

Sl No.	Criteria
1	Is the course difficult to study?
2	Is the subject matter interesting?
3	Is the course relevant to program offered?
4	Is the course stimulating to search for further knowledge?
5	Does the course cover all the aspects to be studied in the area?
6	Did the course further your knowledge?
7	Will you be interested in undertaking further studies in the area?

1. Is the course difficult to study?

Rating Category

Sl. No.	Category
1	DIFFICULT
2	SIMPLE
3	SOMEWHAT DIFFICULT
4	VERY DIFFICULT

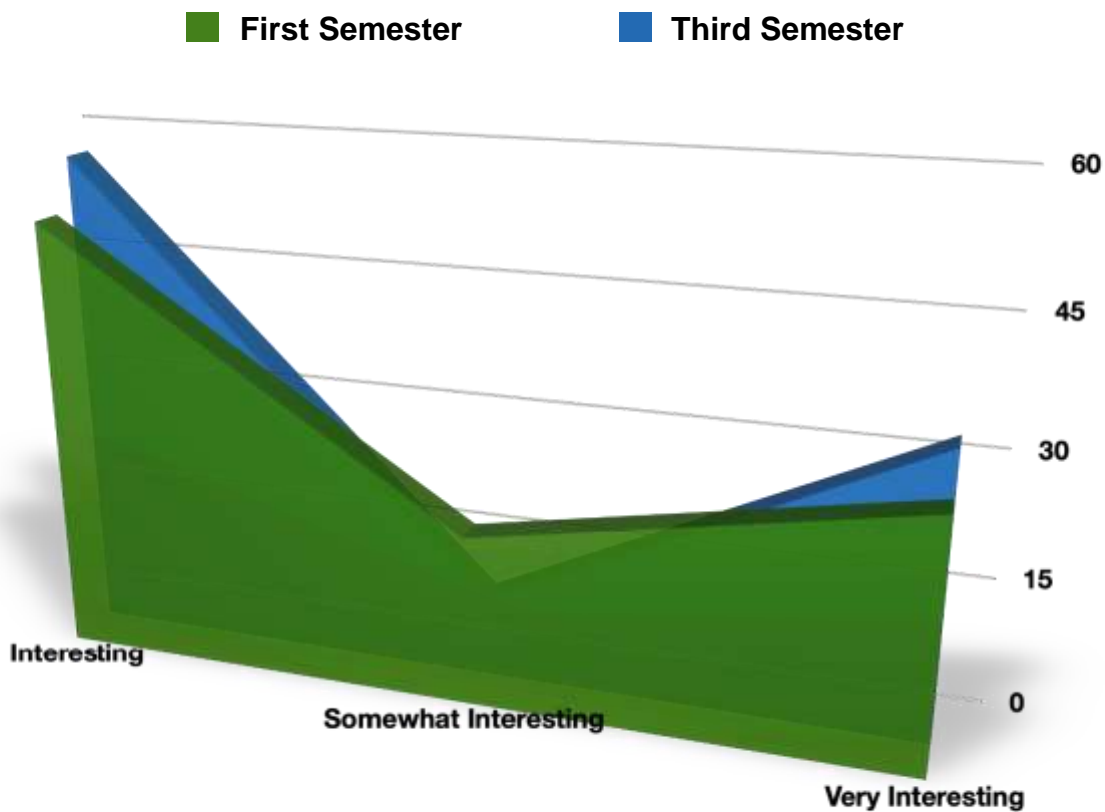


18% of the respondents from First Semester rated their courses as difficult and 13% of the respondents find it simple whereas 53% and 9% of the respondents expressed that their courses are somewhat difficult and very difficult respectively. 59% of the respondents from Third Semester identified their courses somewhat difficult and for 19% of the students, their courses are difficult. However, 13% and 9% of the respondents marked it as simple and very difficult respectively.

2. Is the Subject matter interesting?

Rating Category

Sl. No	Category
1	INTERESTING
2	SOMEWHAT INTERESTING
3	VERY INTERESTING

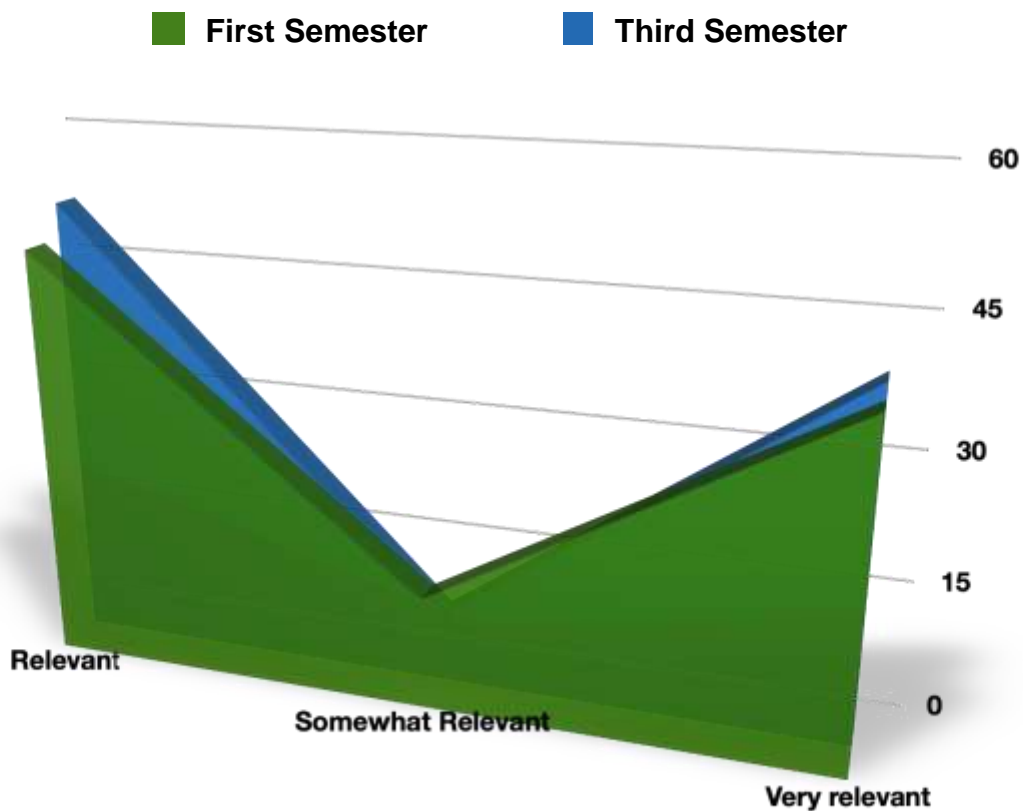


29.16% of the Respondents from the First Semester expresses that the subject matter of the Courses is very interesting and 51% of the respondents find it as interesting while, 19.84 of the students opined it as somewhat interesting. From Third Semester, 33.37% of the respondents rated the subject matter of the Courses as very interesting where 57.11% of the respondents marked it as interesting. Rest of the 9.52% of the respondents identified it as somewhat interesting.

3. Is the course relevant to program offered?

Rating Category:

Sl. No	Category
1	RELEVANT
2	SOMEWHAT RELEVANT
3	VERY RELEVANT

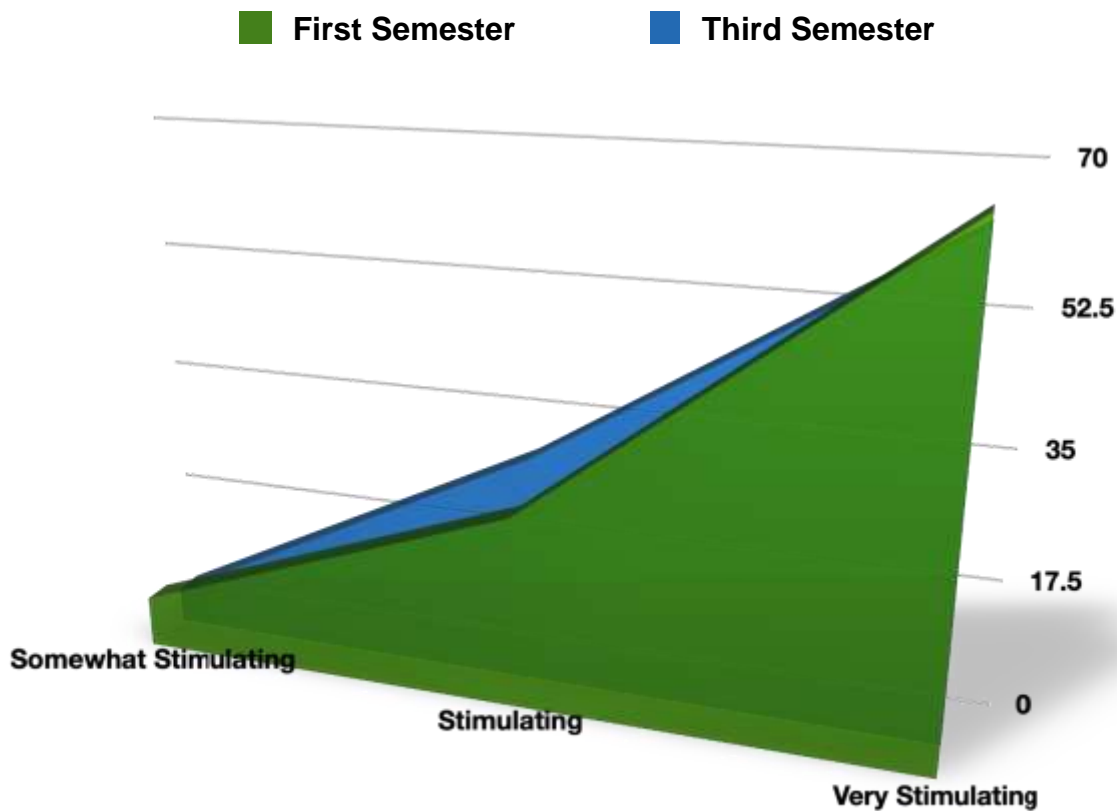


From the First Semester 48% of the Respondents rated that the courses are relevant to the Programmes offered in the University and at the same time 39% of the Respondents responded that the courses are very relevant while 13% of the respondents opined it as somewhat relevant. 52% and 40% of the respondents from Third Semester found that the courses are relevant and very relevant respectively to the Programmes offered by the University. Remaining 8% of the students expressed it as somewhat relevant.

4. Is the course stimulating to search for further knowledge?

Rating Category:

Sl. No.	Category
1	SOMEWHAT STIMULATING
2	STIMULATING
3	VERY STIMULATING

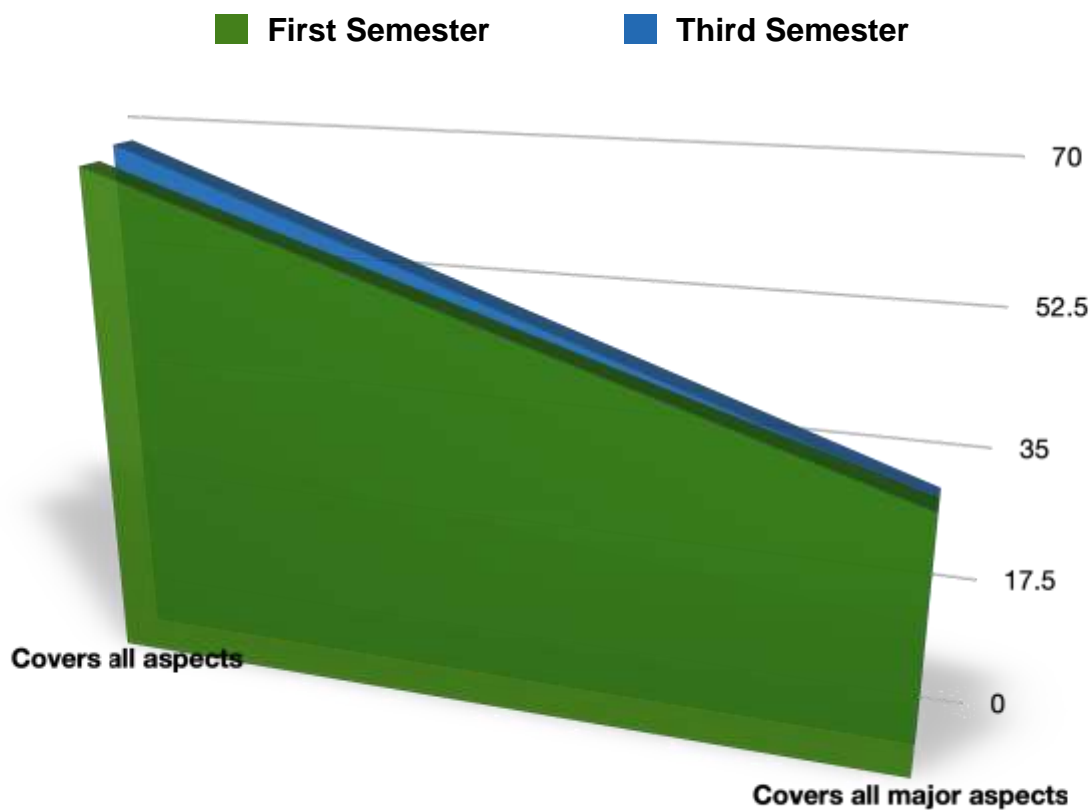


67% of the Respondents from First Semester responded that the courses are very stimulating to search for further knowledge and 26% expresses it as stimulating however rest of the 7% of the respondents rated it as somewhat stimulating. From the Third semester, 64% of the respondents opined that the courses are very stimulating while remaining 31% and 5% of the respondents marked it as stimulating and somewhat stimulating respectively.

5. Does the course cover all the aspects to be studied in the area?

Rating Category:

Sl. No.	Category
1	COVERS ALL ASPECTS
2	COVERS ALL MAJOR ASPECTS

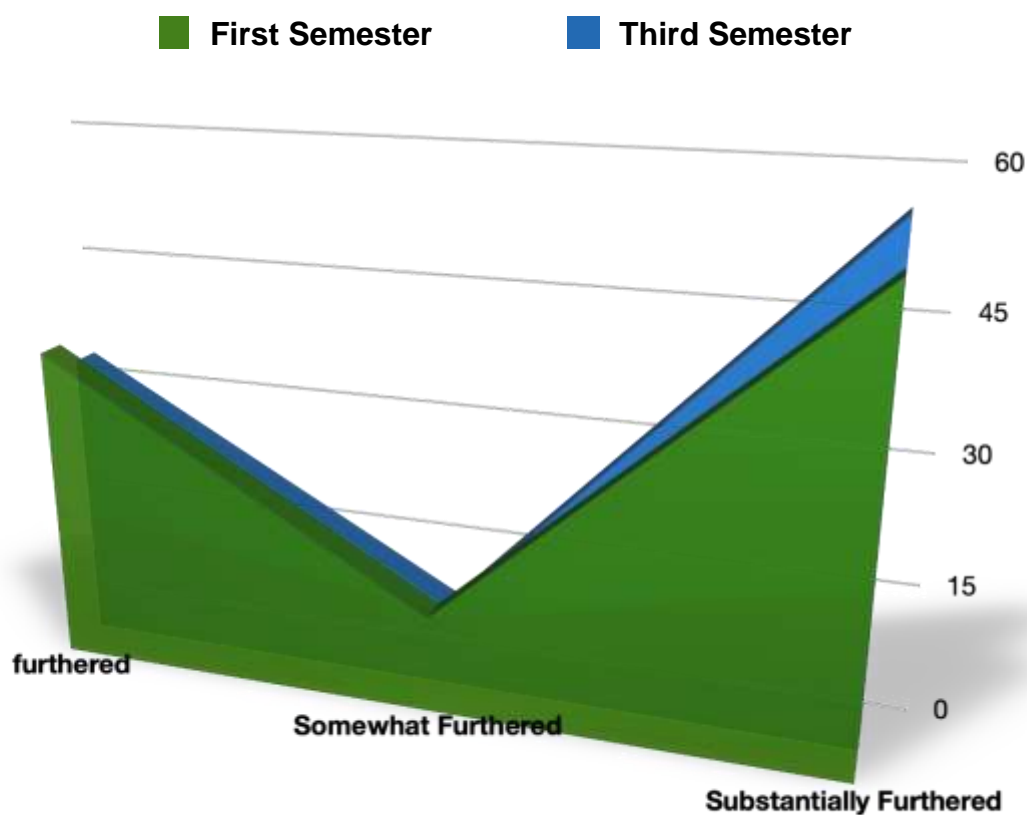


66.35% of the Respondents from First Semester responded that courses cover all the aspects whereas rest of the 33.65% of the respondents opined that courses offered by the University cover all major aspects to be studied in the area. From the Third semester, 68% of the Respondents expressed that the courses cover all the aspects to be studied in the area however remaining 32% of the Respondents agreed that the courses are covering all the major aspects to be studied in the area.

6. Did the course further your knowledge?

Rating Category:

Sl. No.	Category
1	FURTHERED
2	SOMEWHAT FURTHERED
3	SUBSTANTIALLY FURTHERED

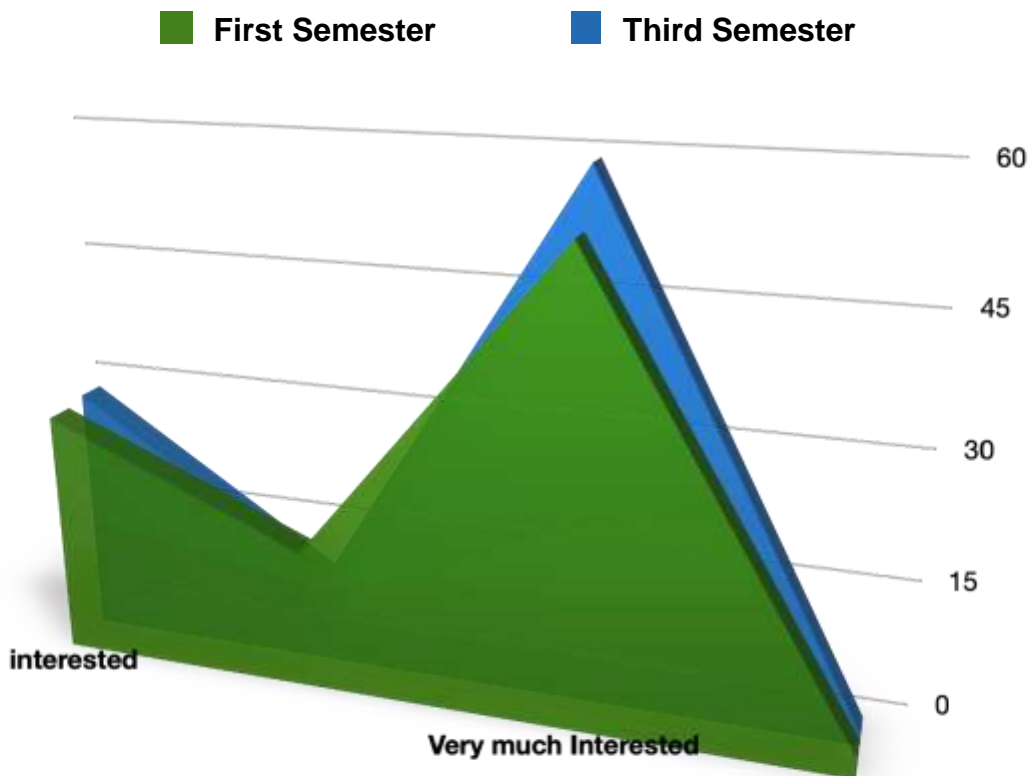


36.71% of the Respondents from First Semester and 34% from the third semester expressed that the courses offered by the University furthered their knowledge while 52% of the students from First Semester and 66.47% of the Respondents from Third Semester opined that the courses substantially furthered their knowledge. However, rest of the 11.29% and 9.53% of Respondents from First and Third semester respectively rated it as somewhat furthered.

7. Will you be interested in undertaking further studies in the area?

Rating Category:

Sl. No.	Category
1	INTERESTED
2	SOMEWHAT INTERESTED
3	VERY MUCH INTERESTED
4	NOT INTERESTED



53% of the Respondents from First Semester responded that they are very much interested to take further studies in the concerned area of their courses and 28.54% of the students are interested to pursue further studies in the areas of their courses whereas rest of the 16.17% and 2.29% of the Respondents opined to it as somewhat interested and not interested respectively. From the Third Semester, 59.26% of the Respondents agreed that they are very much interested to take further studies in the

area of their courses while 29.23% of the respondents opined to it as interested. However, remaining 10.14% and 1.27% of the students expressed their opinion as somewhat interested and not interested respectively.

ACTION TAKEN

In Stage One of the Digital Feedback, every department in the University assessed and analysed the Teacher assessment and Course assessment in the respective Department Council Meeting and considered the suggestions given and necessary actions were executed to rectify few variables which are on the moderate and low rating

