

Internal Quality Assurance Cell
UNIVERSITY OF CALICUT

(Re-accredited by NAAC with A grade)



DIGITAL FEEDBACK 2021
Teacher Assessment & Course Assessment

Stage Two

Second Semester P G (2020 Admission)

Fourth Semester P G (2019 Admission)

DIGITAL FEEDBACK 2021

Teachers Assessment & Course Assessment

Holding quality sustenance as its focus, the Internal Quality Assurance Cell (IQAC), along with Digital Wing of 'Choice Based Credit Semester System' of University of Calicut conducted Digital Feedback in two stage - Stage One and Stage two before the final examinations of each semester. To ensure the continuous improvement in teaching-learning, curriculum development and enrichment, the Post Graduate students from the University has assessed their respective teachers and all the Courses in their Masters Programme. Most of the Students have taken part in it through the 'Student Portal' in the University website. In Stage Two, Digital Feedback of Teacher Assessment and Course Assessment was collected from the P. G students of Second (2020 Admission) and Fourth Semester (2019 Admission). Teachers of different departments and Courses of all the Second and Fourth Semester Masters Programmes were assessed by the students.

Internal Quality Assurance Cell

UNIVERSITY OF CALICUT

(Re-accredited by NAAC with A grade)



DIGITAL FEEDBACK

Teacher Assessment

Stage Two

Second Semester P G (2020 Admission)

Fourth Semester P G (2019 Admission)

**REPORT ON DIGITAL STUDENTS FEEDBACK OF TEACHER
ASSESSMENT**

In Stage One, Digital Feedback of teacher assessment was collected from the students of Second (2020 Admission) and Fourth Semester (2019 Admission) Post Graduate through the University Student Portal before the semester examinations. Total strength of the P G students of both semesters was 1540. Out of 1540, 1287 students participated in the feedback. Rest of the students could not complete the process of it due to certain technical issues. In this Digital Feedback, Teachers of different departments were assessed by the students based on their respective courses

The Feedback Questionnaire

Sl. No.	Criteria
1	Depth of Knowledge/ Mastery of the subject
2	Clarity of explanation /communication skill
3	Amount of preparation for the class by the teacher
4	Fairness in student evaluation
5	Ability of the teacher to inspire the students
6	Punctuality of the teacher in engaging classes
7	Demonstration of practical experiments/ examples
8	Keeness to invite questions
9	Teachers ability to stimulate discussion and original thinking among students.
10	Regularity in taking classes
11	Special care for weak students

Sl. No.	Criteria
12	Availability of the teachers to students outside classroom hours
13	Ability to motivate students
14	Efficiency in classroom management
15	Your willingness to take another course from this teacher
16	Use of modern teaching aids and methods

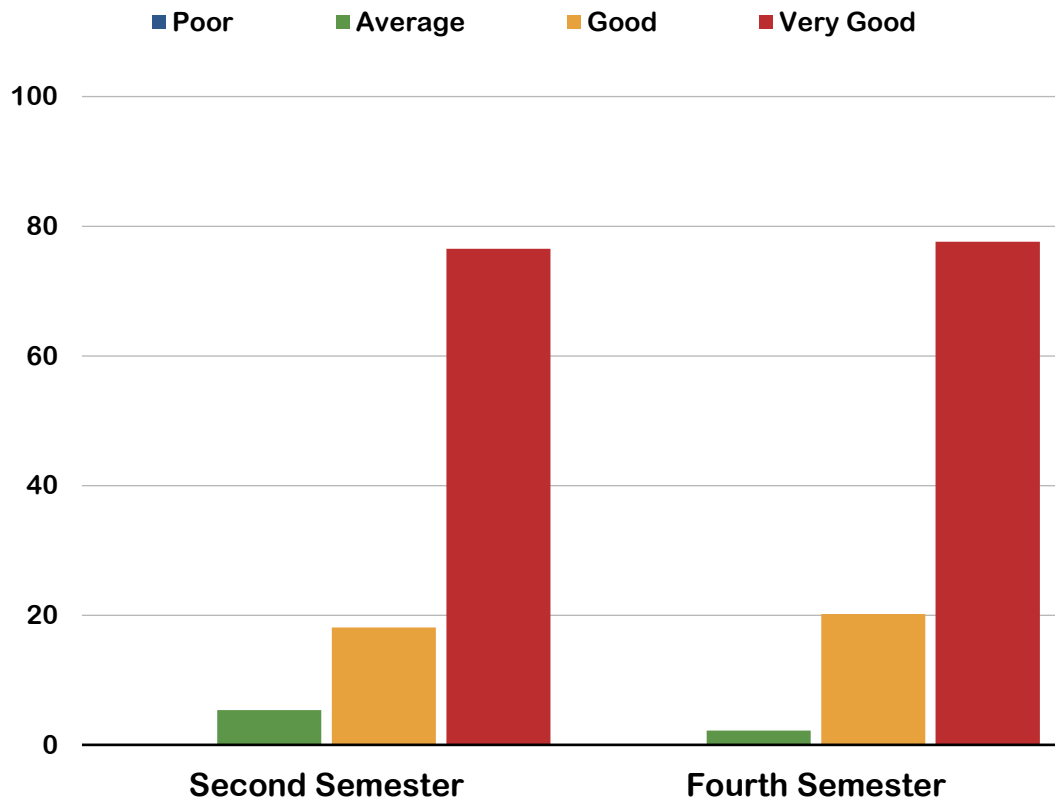
Rating Category

Sl. No.	Category	Score
1	POOR	1
2	AVERAGE	2
3	GOOD	3
4	VERY GOOD	4

The responses received from the students are given below:

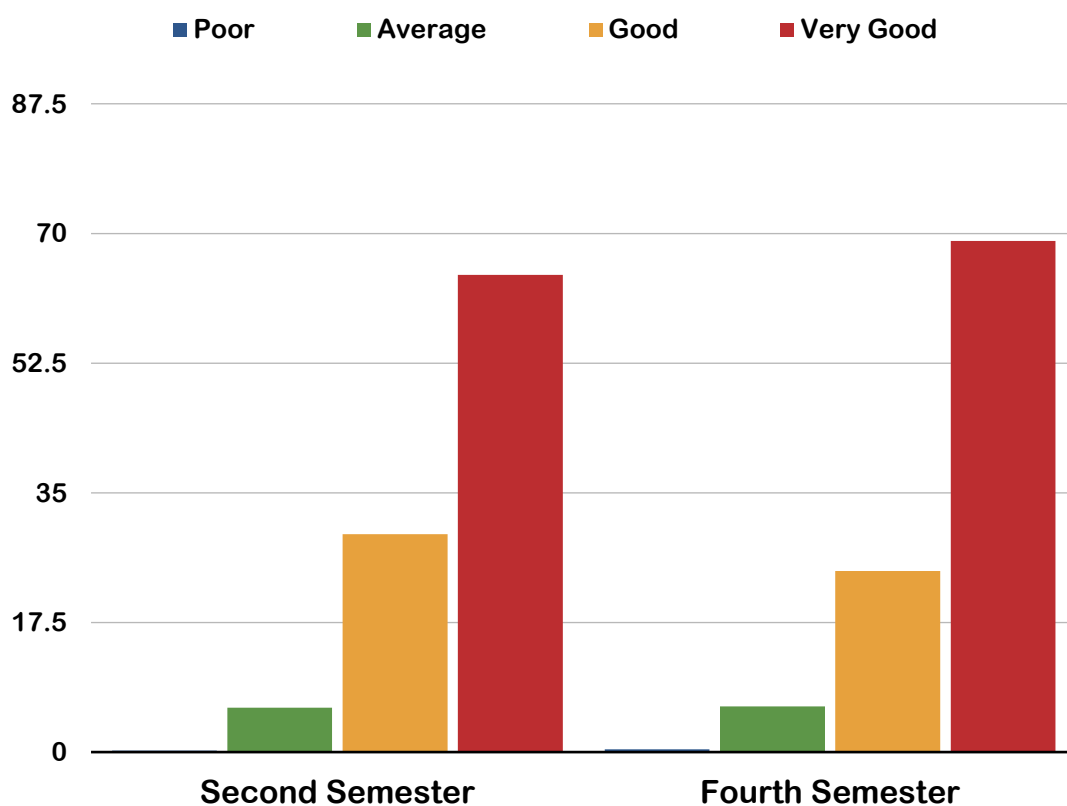
★ **1 - The depth of the knowledge / mastery of the subject of the teacher.**

76.52% of the students from the Second Semester P. G have responded that teacher's depth of the knowledge is very good and 18.12% of the students have said that teacher's depth of the knowledge is good whereas rest of the 5.36% of the students expressed it as average. 77.63% of the respondents from the Fourth Semester P. G. Programmes opined that teacher's depth of the knowledge is very good and 20.16% of the students have said that teacher's depth of the knowledge is good. 2.21% of the students responded it as average.



★ 2 - Clarity of explanation /communication skill of the teacher. 64.39% of Second Semester students of P. G. Programmes have responded that Clarity of explanation

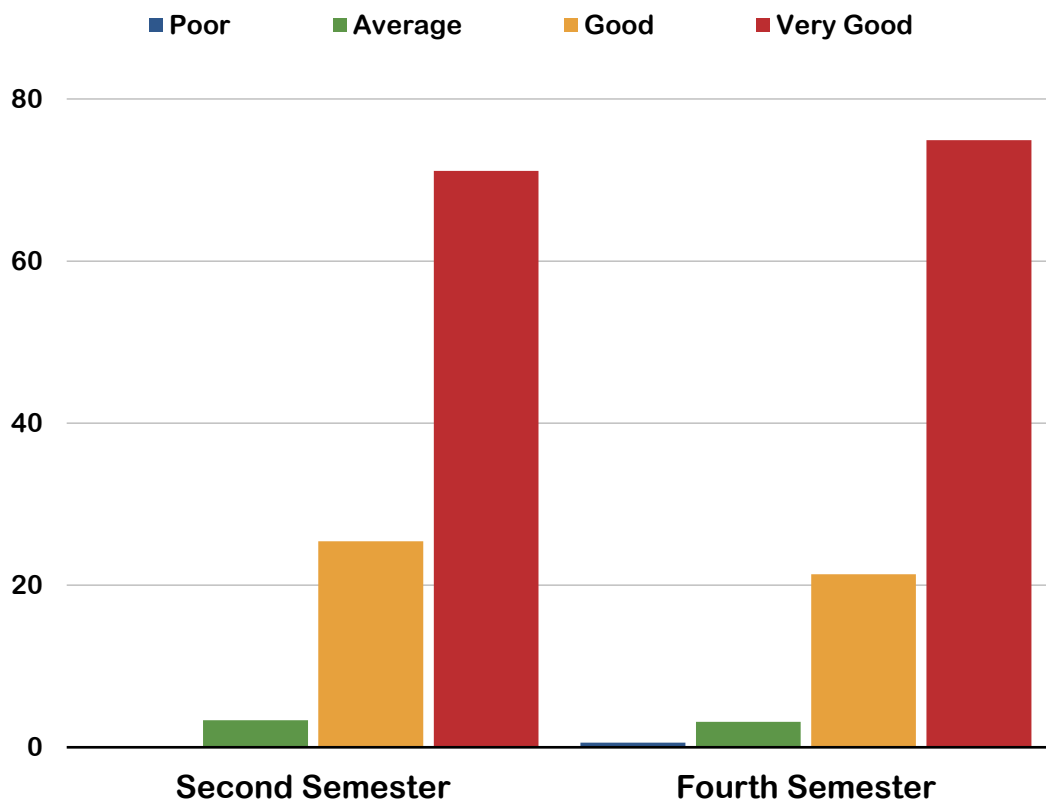
/communication skill of their teachers' is very good and 29.43% of the students have expressed it as good. However, 6% of the respondents responded it as average and 0.18% of the students rated the clarity of explanation and communication skill of the



teachers are poor. 69% of the respondents from the Fourth Semester P. G. Programmes opined that teacher's clarity of explanation and communication skill are very good and 24.46% of the students rated it as good. From rest of the students, 6.17% and 0.37% of the students opined it as average and poor respectively.

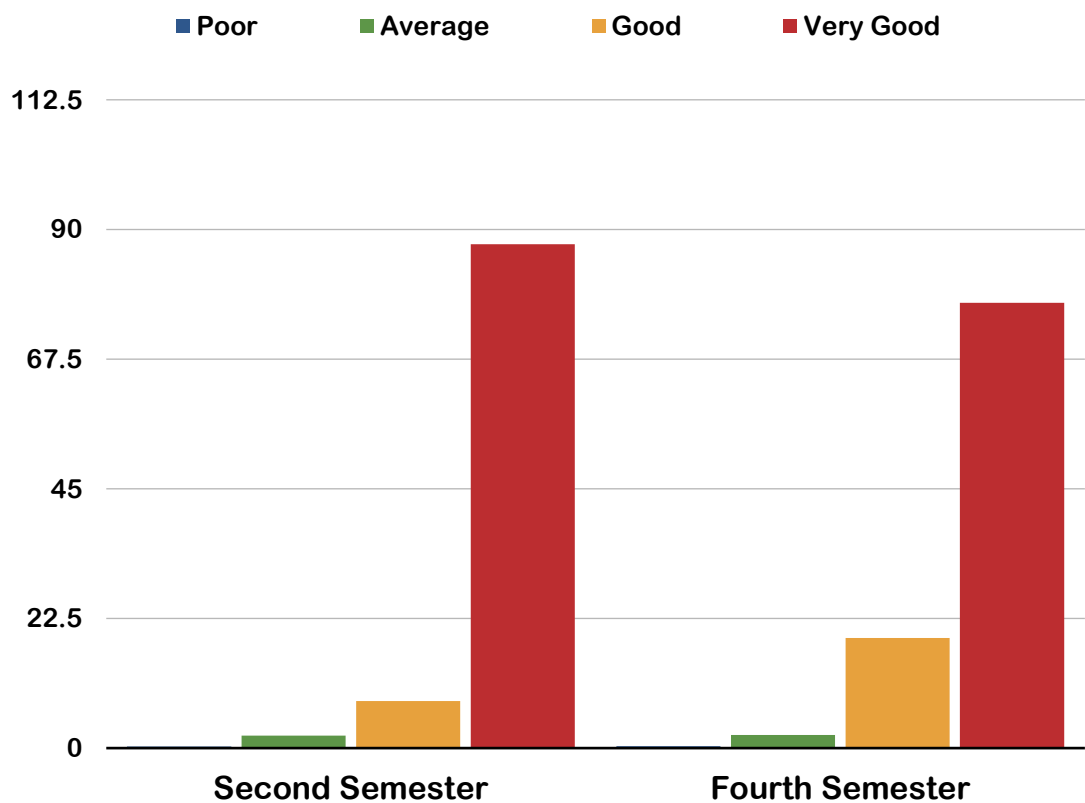
★ 3 - Amount of preparation for the class by the teacher. 71.12% of the Respondents from the Second Semester rated that the amount of the preparation for the class done by the teachers' is very good and 25.43% expressed it as good whereas

3.34% and 0.11% of the Respondents opined it as average and poor respectively. In Fourth Semester, it is noticed that 74.93% of the students have said that teacher's amount of preparation for the class is very good and 21.36% of the students have said that the amount of preparation for the class by the teacher is good while 3.14% of the students considered it as average and 0.57% of the respondents find it poor.



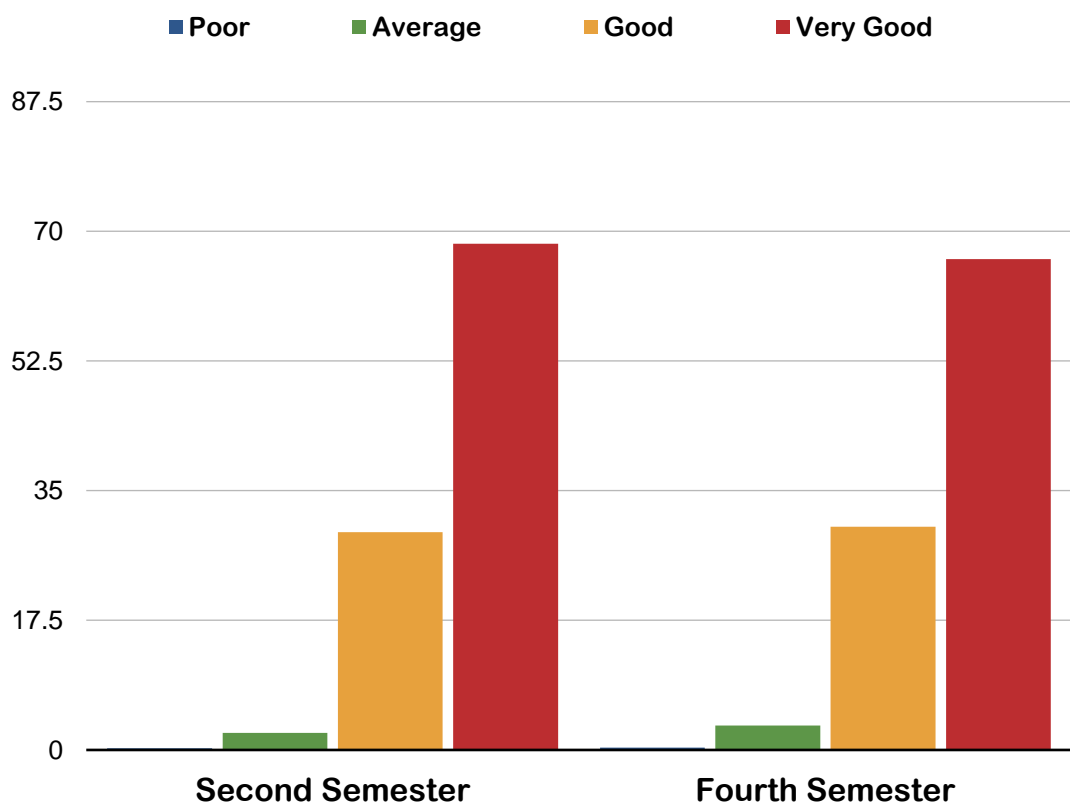
★ **4 - Fairness in student evaluation by the Teacher.** It is noticed that 87.43% of the students from Second Semester have said that teacher's fairness in student evaluation is very good and 8.16% of the students have said that the fairness in student evaluation

by the teacher is good while 2.13% and 0.28% of the students rated it as average and poor respectively. 77.29% of students from the Fourth semester P. G. Programme expressed that he fairness in student evaluation by the teacher is very good whereas 19.12% and 2.27% of the respondents opined it as good and average respectively and 0.32% responded it as poor.



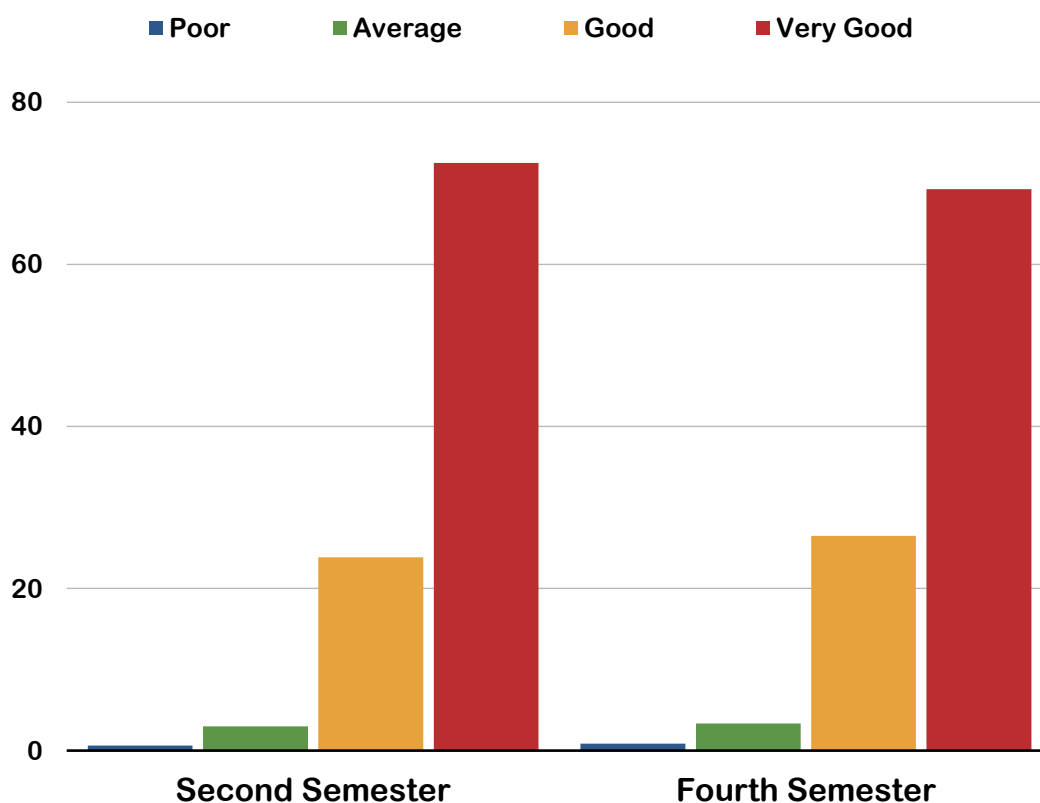
★ **5 - Ability of the teacher to inspire the students.** From the P. G Second Semester 68.33% of the students have said that teacher’s ability to inspire the students is very good while 29.41% of the students have rated it as good. Again 2.3% and 0.23% of the students expressed their opinion as average and poor respectively.

However, 66.27% of the respondents from Fourth semester P. G Programme agreed that the ability of their teachers to inspire the students is very good at the same time 30.12% of the students marked it as good and 3.29% of the students rated it as average. Rest of the 0.32% of the students assessed it as poor.



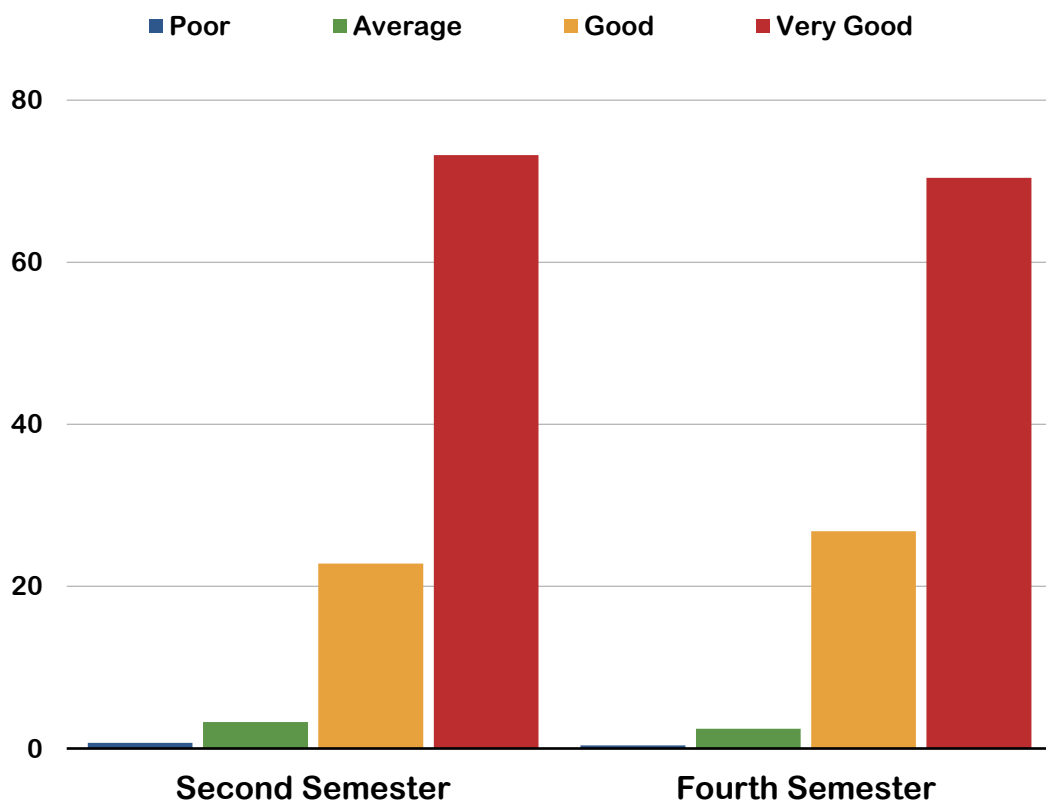
★ **6 - Punctuality of the teacher in engaging the classes.** 72.51% of the respondents from Second Semester opined that the punctuality of the teacher in engaging the classes is very good while 23.86% of the students have rated it as good. And 3% and 0.63% of the students assessed it as average and poor. From the Fourth semester 69.29% of respondents have responded that the punctuality of the teacher in engaging the classes is very good whereas rest of the 26.48%, 3.36% and 0.87%

of the respondents rated their teachers based on it as good, average and poor respectively.

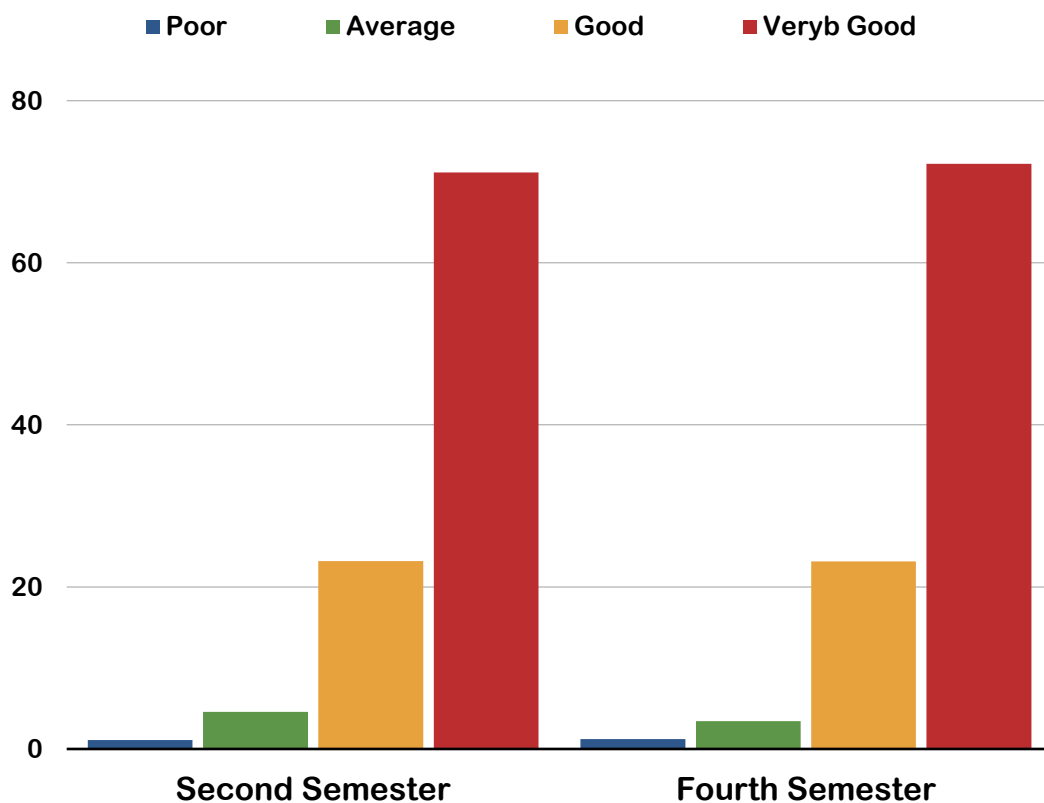


★ 7 - **Skill of demonstration of practical examples of the teacher.** 73.23% of the respondents from Second semester have agreed that the skill of demonstration of practical examples of the teachers is very good and 22.81% of the respondents have expressed it as good while 3.27% of the students responded it as average and the remaining 0.69 marked. From the Fourth Semester 70.41% of the respondents have rated that the skill of demonstration of practical examples of the teachers is very good

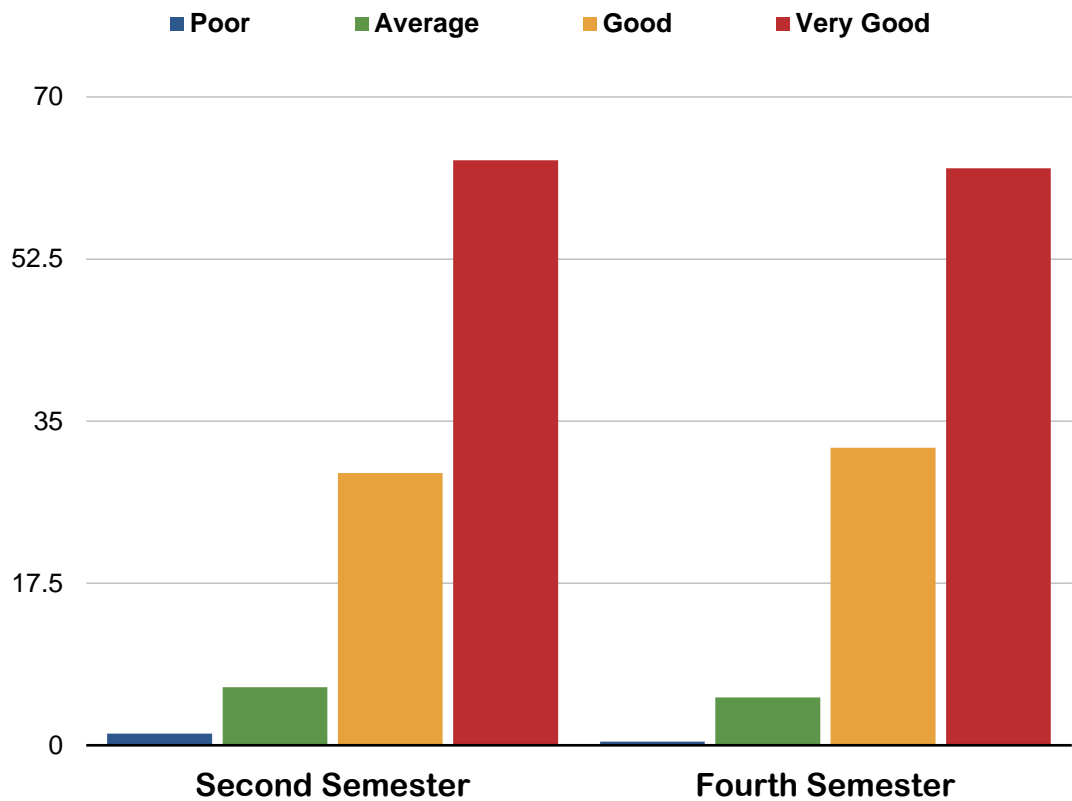
and 26.79% of the students assessed it as good while rest of the 2.45% and 0.37% of the respondents marked it as average and poor respectively.



★ **8 - Teacher's keenness to invite questions.** It is noticed that 71.13% of the respondents from the Second Semester have assessed that the teacher's keenness to invite questions is very good and 23.18% assessed it as good whereas remaining 4.58% and 1.11% of the respondents rated it as average and poor. 72.19% of the students from Fourth Semester have said that the teacher's keenness to invite questions is very good. However, rest of the 23.16%, 3.44% and 1.21% of the respondents have opined it as good, average and poor respectively.



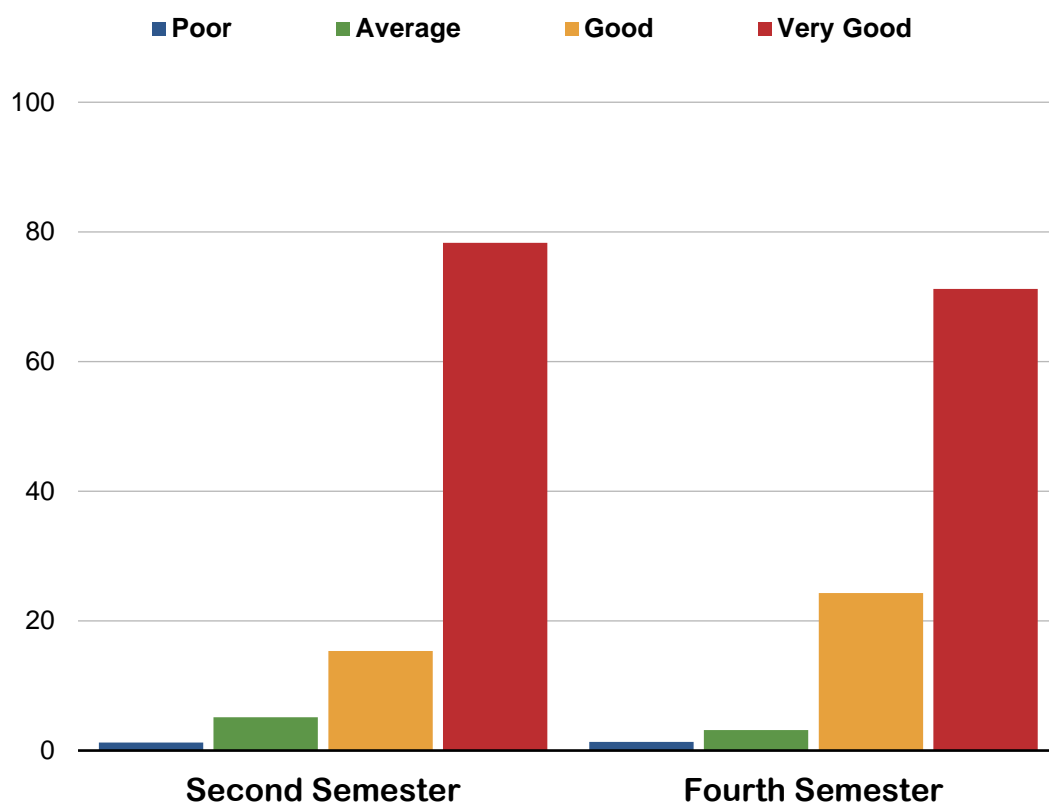
★ 9 - **Teacher's ability to stimulate discussion and original thinking among students.** 63.15% of the respondents from Second Semester have found that the teacher's ability to stimulate discussion and original thinking among students is very good and 29.41% of the respondents have assessed it as good. Remaining 6.28% have rated it as average and 1.16% have marked it as poor as well. In Fourth Semester, 63.15% of the respondents have rated the teacher's ability to stimulate discussion and original thinking among students is very good whereas 29.29% of the students opined it as good. Rest of the 5.17% and 0.42% of the respondents marked it average and poor respectively.



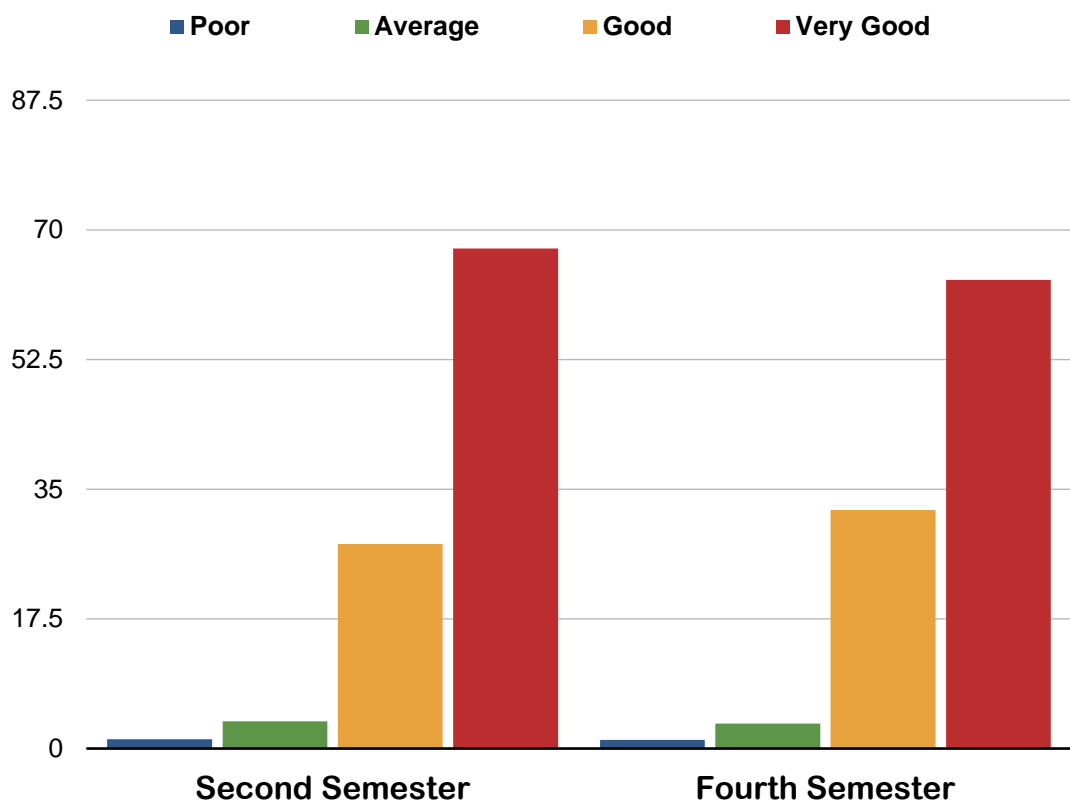
★10 - **Regularity of the teacher in taking classes.** 65.68% of the Respondents from the Second Semester have noticed the regularity of the teacher is very good and 30.47% of the students have said that the teacher's regularity is good. Remaining 2.21% of the respondents have found it average and the other 1.64% of the Respondents have rated it as poor. In Fourth Semester, 64.56% of the respondents have responded to it as very good while 31.14% and 3.33% of students have assessed it as good and average respectively and rest of the 0.97% rated it as poor as well.



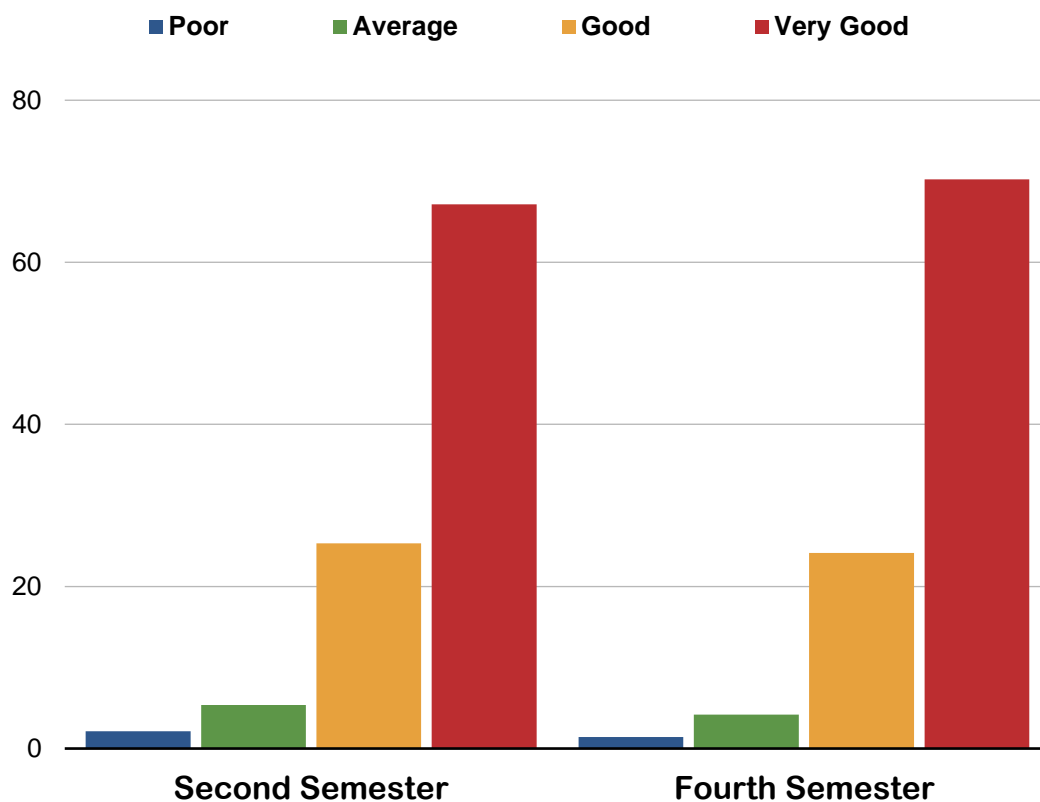
★11 - **Special care for the weak students by the teacher.** It is noticed that 78.29% of the respondents from Second Semester have rated the special care of the weak students by teacher as very good and 15.37% of the respondents have rated it as good. At the same time 5.11% of the students assessed it as average and remaining 1.23% marked it as poor. 71.19% of the respondents from the Fourth Semester have responded that the special care of the weak students by the teacher is very good and 24.31% of the respondents have opined it as good. And 3.16% of the students assessed it as average while the rest of the 1.34% respondents marked it as poor.



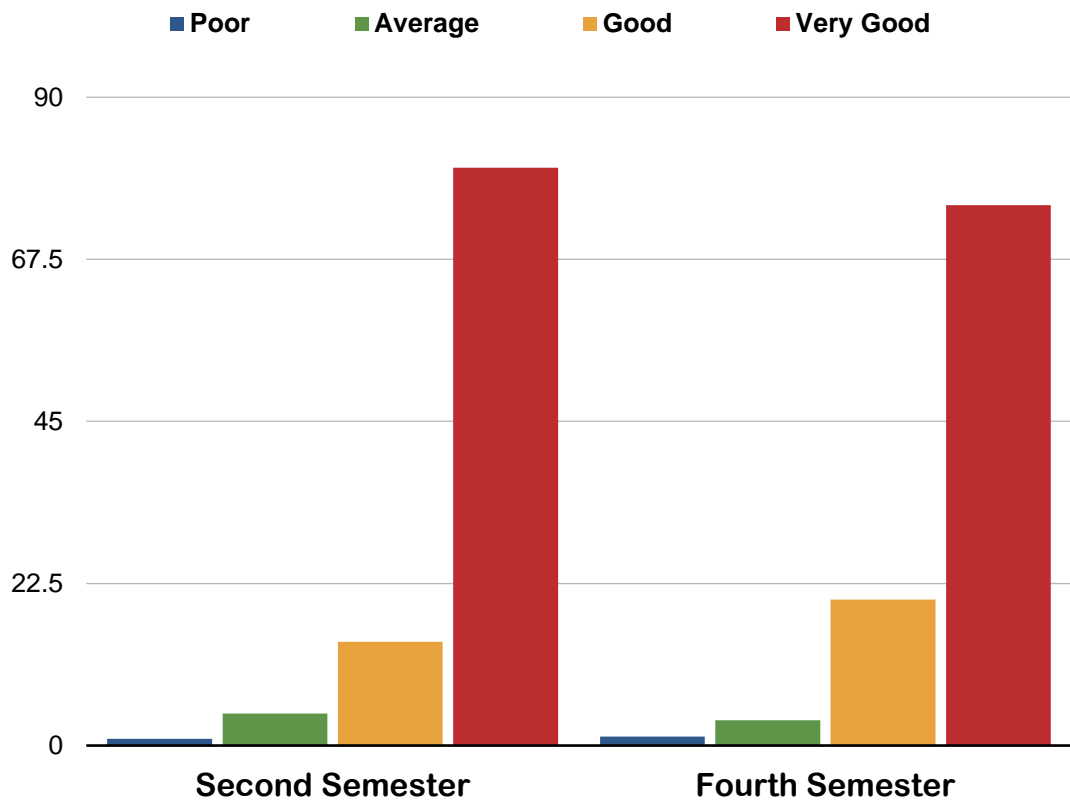
★12 - Availability of the teacher to students outside class hours. 67.47% of the respondents from the Second Semester have said that the availability of the teacher to students outside class hours is very good and 27.61% of the respondents have assessed it as good. However, rest of the 3.66% and 1.26% of the respondents rated it as average and poor respectively. 63.26% of the students from Fourth Semester opined about the availability of the teacher to students outside class hours as very good and 32.17% of the students have agreed it good, but 3.39% of the students found it as average and 1.18% of the remaining respondents have marked it as poor as well.



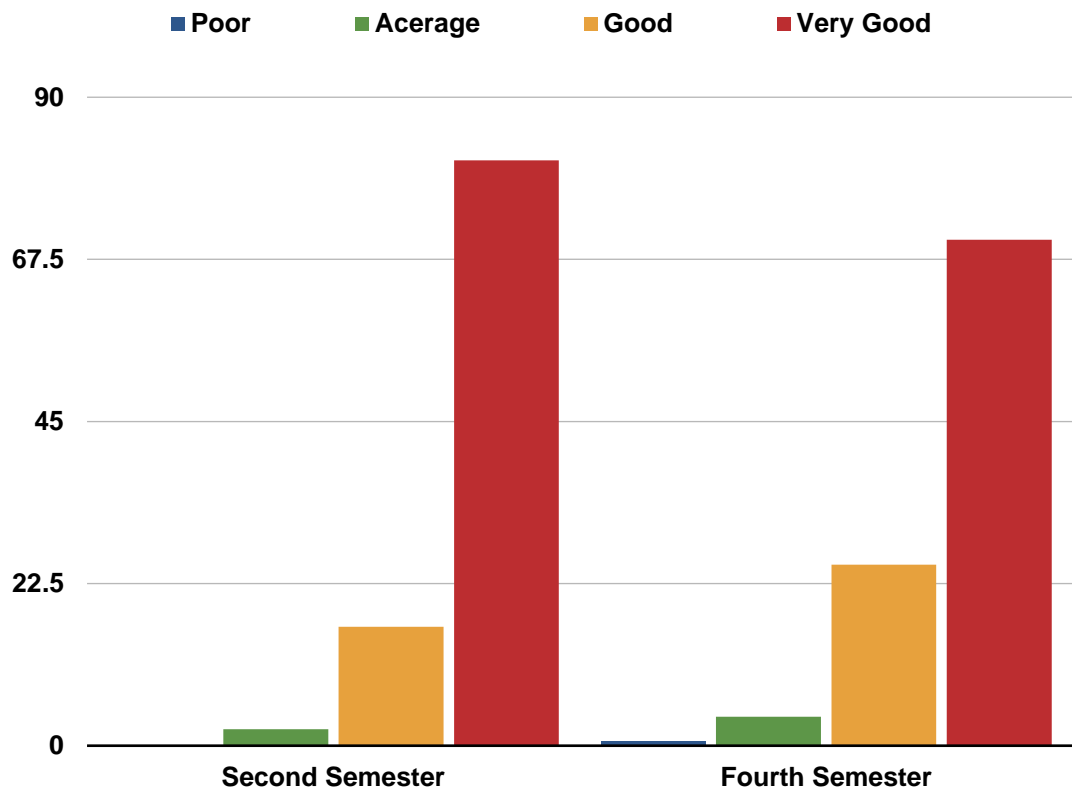
★13 - Ability of the teacher to motivate students. 67.16% of the Respondents from the Second Semester have responded that the ability of the teacher to motivate students as very good and 25.33% of the students have opined it as good. Remaining 5.37% and 2.14% of the Respondents have assessed it as average and poor accordingly. 70.24% of the respondents from the Fourth Semester have rated the ability of the teacher to motivate students as very good and 24.13% of the students have found it good, whereas, 4.19% of the respondents responded to it as average and rest of the 1.44% of the students marked it as poor.



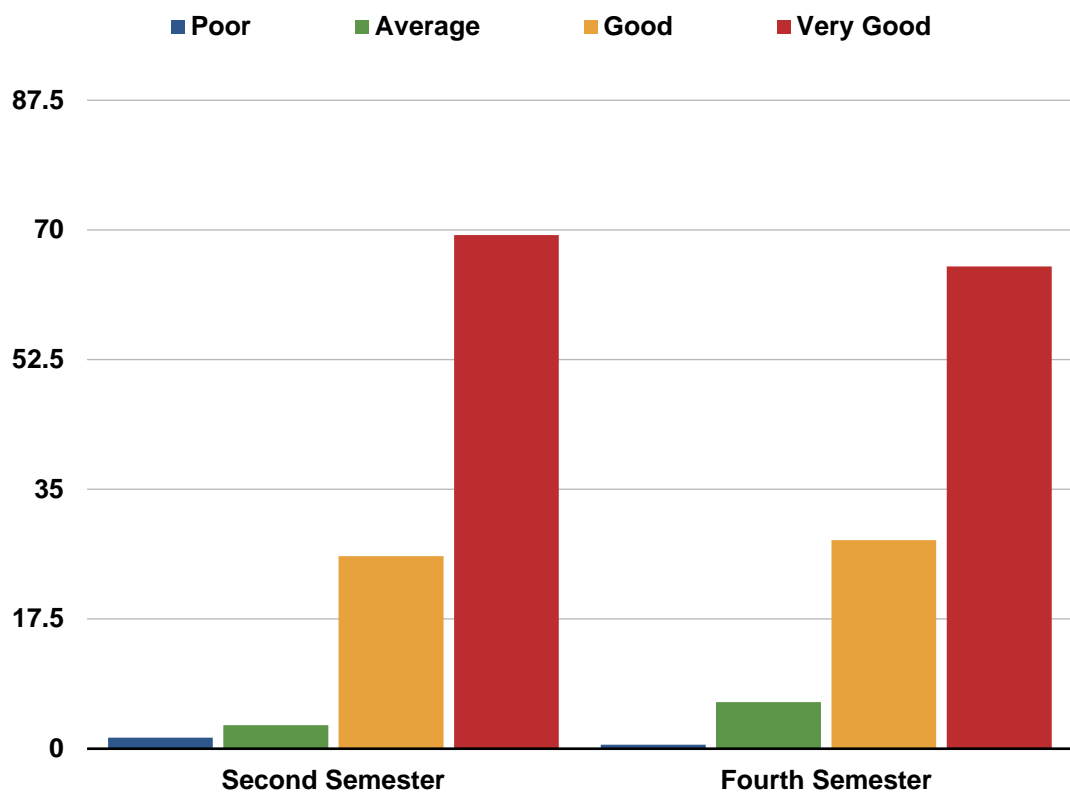
★14 - Efficiency of the Teacher in classroom management. 80.21% of the Respondents from the Second Semester have opined that the efficiency in classroom management of the teacher is very good and 14.39% of the respondents have agreed it as good. Rest of the 4.46% and 0.94% respondents have found it as average and poor respectively. Whereas, 75% of the Respondents from the Fourth Semester have rated the efficiency in classroom management of the teacher as very good and 20.28% of the students have expressed it as good. While remaining 3.49% and 1.23% of the Respondents have rated it as average and poor respectively.



★15 - Student's willingness to take another course from the same teacher. 81.22% of the Respondents from the Second Semester have expressed their willingness to take another course from the same teacher and rated it as very good whereas 16.51% and 2.27% of the students have said that their willingness to take another course from this teacher is good and average respectively. 70.24% of the Respondents from the Fourth Semester have expressed their willingness to take another course from the same teacher and rated it as very good and 25.13% of the Respondents from the same responded it as good. Remaining 4% and 0.63 of the respondents have opined it as average and poor respectively.



★16 - The use of modern teaching aids and methods by the teacher. 69.31% of the Respondents of the Second Semester have responded that the use of modern teaching aids and methods by the teacher as very good and 26% of the respondents have assessed it as good. And the other 3.18% and 1.51% of the students have rated it as average and poor accordingly. 65.08% of the Respondents from Fourth Semester have agreed that the use of modern teaching aids and methods by the teacher as very good while 28.13% of the students rated it as good. However, rest of the 6.27% and 0.52% of the students have marked it as average and poor respectively.



The Teacher assessment was discussed and analysed in the Department Council meeting of every Department Based on the assessment, it is noticed that all the students are quite satisfied with their teacher's performance. However, there are few variables were of the moderate and low score. Therefore, the departments have taken necessary measure to rectify it.

Internal Quality Assurance Cell
UNIVERSITY OF CALICUT

(Re-accredited by NAAC with A grade)



DIGITAL FEEDBACK 2021
Course Assessment

Stage Two

Second Semester P G (2020 Admission)

Fourth Semester P G (2019 Admission)

REPORT ON DIGITAL FEEDBACK OF COURSE ASSESSMENT BY STUDENTS

Digital Feedback of Course Assessment of all the Courses of the P G Programmes offered by the University was conducted by Digital Wing of Choice Based Credit Semester System. In Stage Two, the feedback of all the courses was collected from the Second Semester (2020 Admission) and Fourth Semester (2019 Admission) students of through the University Student Portal before the Semester examination of the respective semesters. Total strength of the P G students from both semesters is 1540. Out of 1540, 1367 students participated in the feedback. Rest of the students could not complete the process of it due to certain technical issues and the worst situation of the pandemic COVID - 19 as well. All the courses in theses two semester were evaluated by the students.

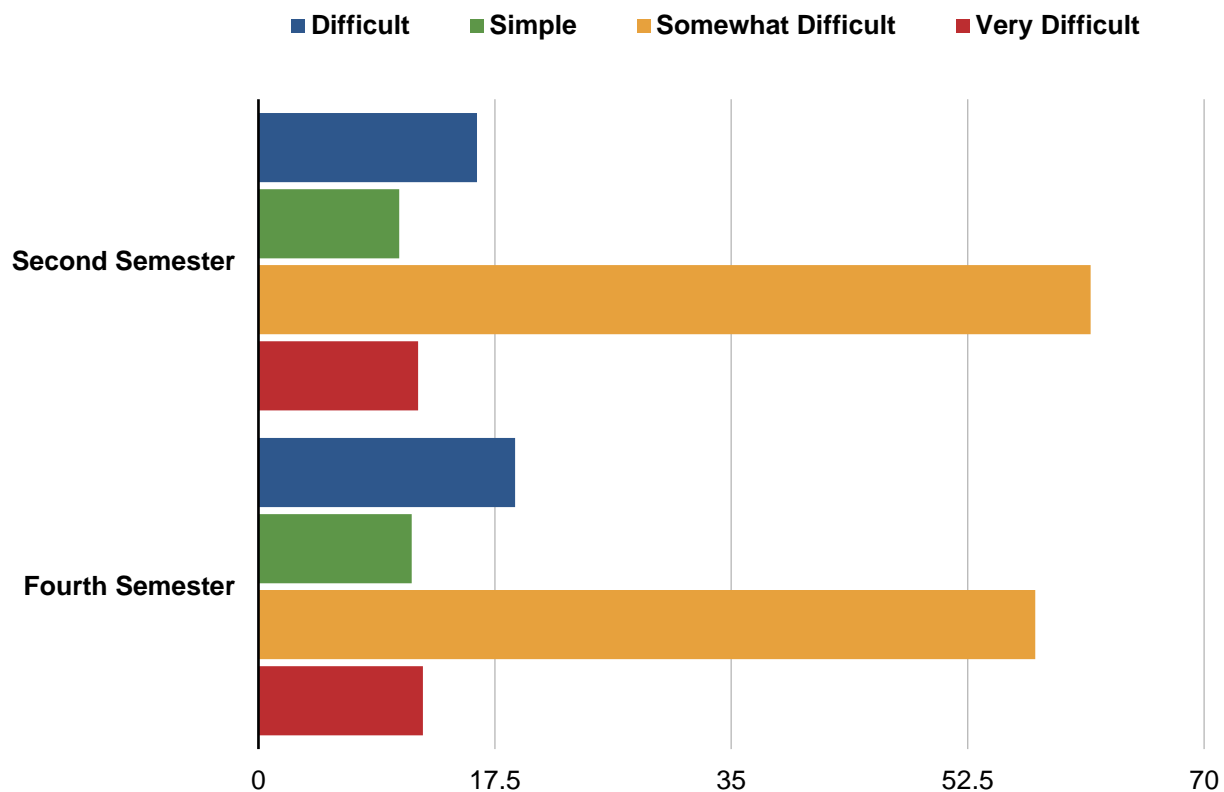
THE FEEDBACK QUESTIONNAIRE

Sl No.	Criteria
1	Is the course difficult to study?
2	Is the subject matter interesting?
3	Is the course relevant to program offered?
4	Is the course stimulating to search for further knowledge?
5	Does the course cover all the aspects to be studied in the area?
6	Did the course further your knowledge?
7	Will you be interested in undertaking further studies in the area?

1. Is the course difficult to study?

Rating Category

Sl. No.	Category
1	DIFFICULT
2	SIMPLE
3	SOMEWHAT DIFFICULT
4	VERY DIFFICULT



16.18% of the respondents from Second Semester rated their courses as difficult and 10.41% of the respondents found it simple whereas 61.59% and 11.82% of the respondents expressed that their courses are somewhat difficult and very difficult respectively. While 58.49% of the respondents from Fourth Semester identified their courses somewhat difficult and for 18% of the students, their courses are difficult.

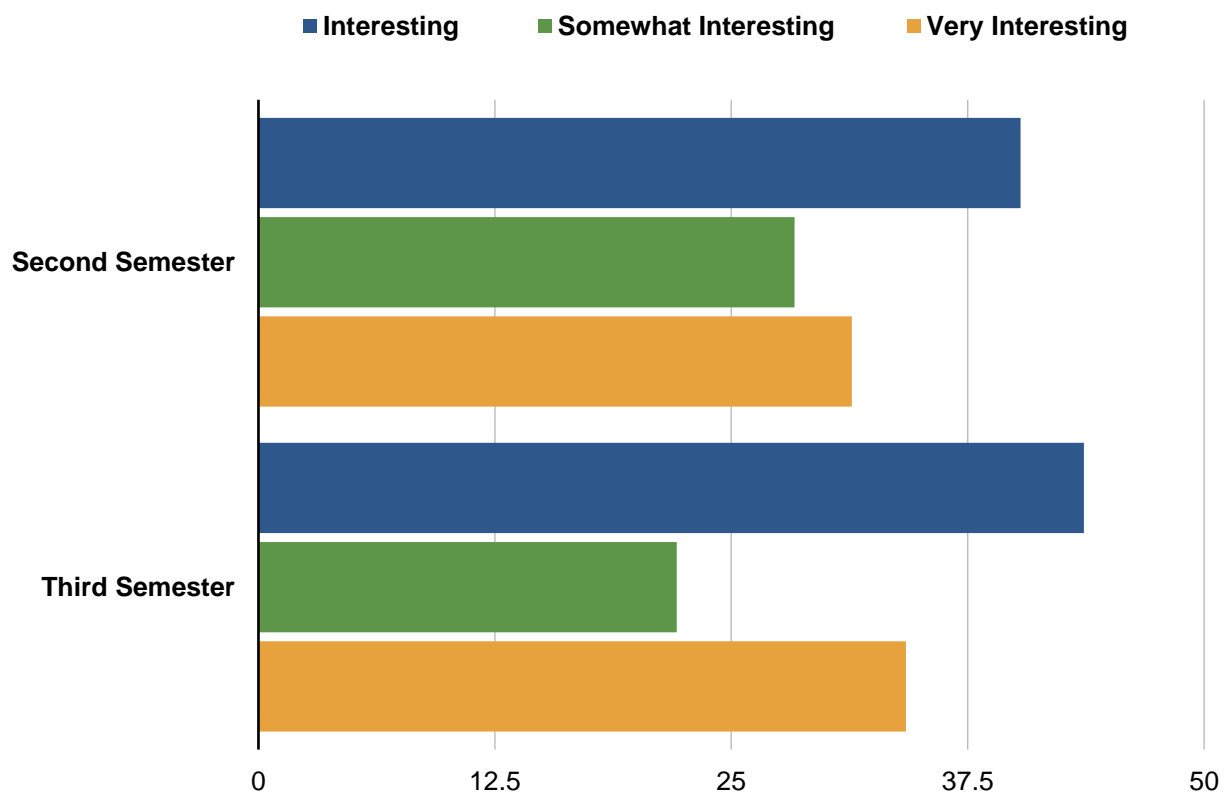
However, 11.34% and 12.17% of the respondents marked it as simple and very difficult respectively.

2. Is the Subject matter interesting?

Rating Category

Sl. No	Category
1	INTERESTING
2	SOMEWHAT INTERESTING
3	VERY INTERESTING

40.29% of the Respondents from the Second Semester expressed that that the subject

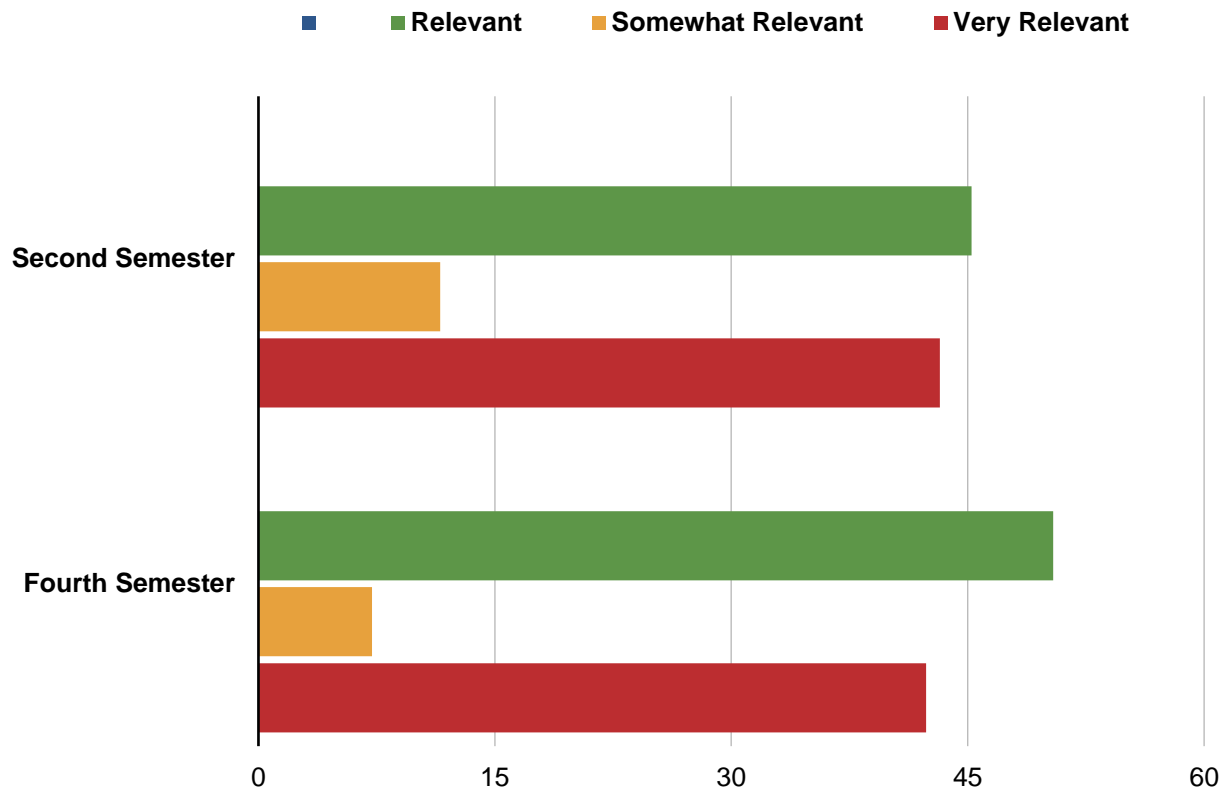


matter of the Courses is interesting whereas 31.37% of the Respondents responded it as very interesting. Rest of the 28.34% of the Respondents rated it as somewhat difficult. From the Fourth Semester, 43.65% and 34.23% of the Respondents opined that the subject matter of the Courses is interesting and very interesting respectively. At the same time, remaining Respondents found it as somewhat interesting.

3. Is the Course relevant to the Programme offered?

Rating Category:

Sl. No	Category
1	RELEVANT
2	SOMEWHAT RELEVANT
3	VERY RELEVANT



45.24% of the Respondents from Second Semester rated that the courses are relevant to the Programmes offered in the University and at the same time 43.23% of the Respondents responded that the courses are very relevant while 11.53% of the respondents opined it as somewhat relevant. 50.43% and 42.36% of the respondents from Fourth Semester found that the courses are relevant and very relevant respectively

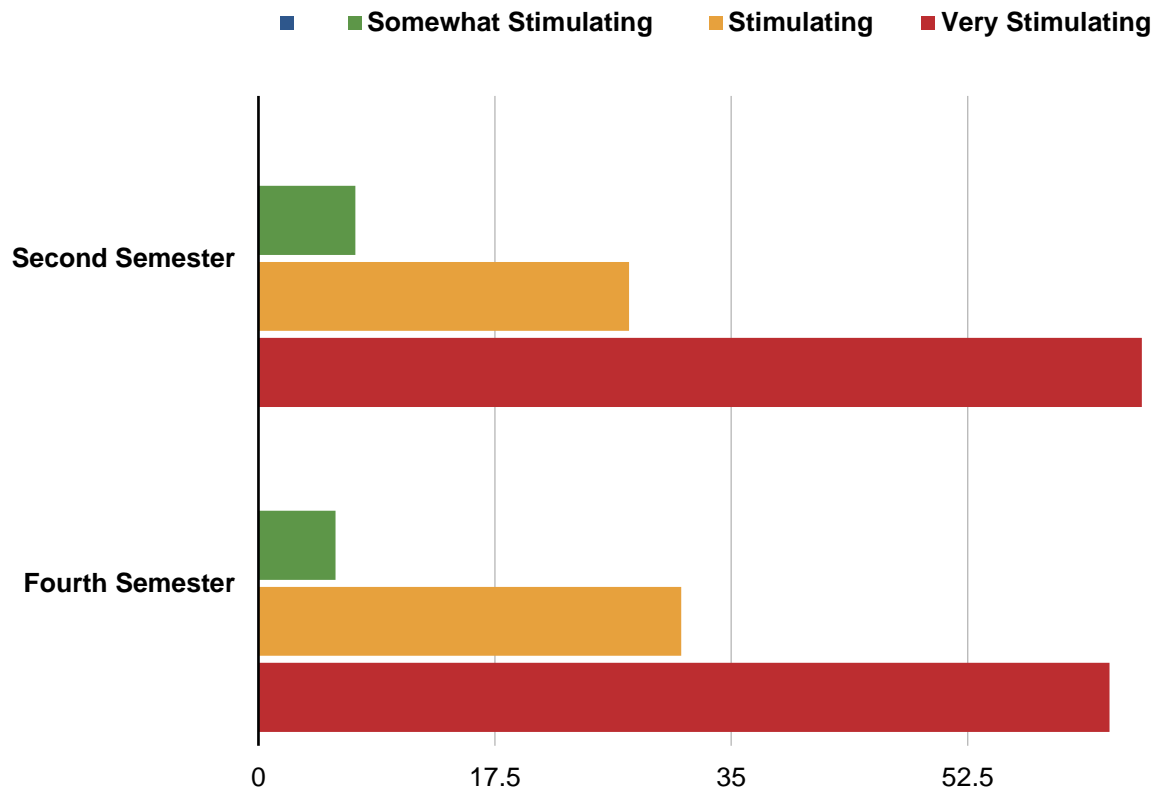
to the Programmes offered by the University. However, rest of the 7.21% of the students expressed it as somewhat relevant.

4. Is the course stimulating to search for further knowledge?

Rating Category:

Sl. No.	Category
1	SOMEWHAT STIMULATING
2	STIMULATING
3	VERY STIMULATING

65.39% of the Respondents from Second Semester rated that the courses are very



stimulating to search for further knowledge and 27.43% expressed it as stimulating however rest of the 7.18% of the respondents responded it as somewhat stimulating.

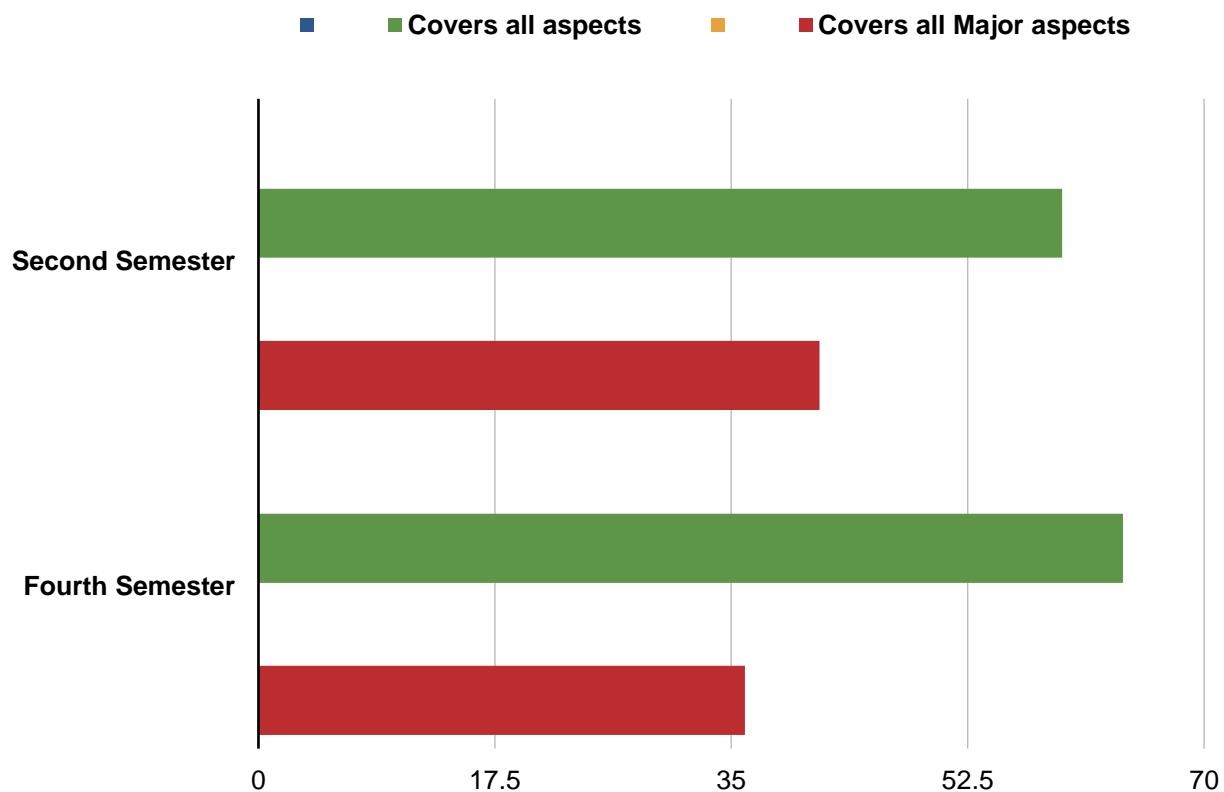
From the Fourth semester, 63% of the respondents opined that the courses are very stimulating while remaining 31.29% and rest of the 5.71% of the respondents marked it as stimulating and somewhat stimulating respectively.

5. Does the course cover all the aspects to be studied in the area?

Rating Category:

Sl. No.	Category
1	COVERS ALL ASPECTS
2	COVERS ALL MAJOR ASPECTS

59.48% of the Respondents from Second Semester responded that courses cover all



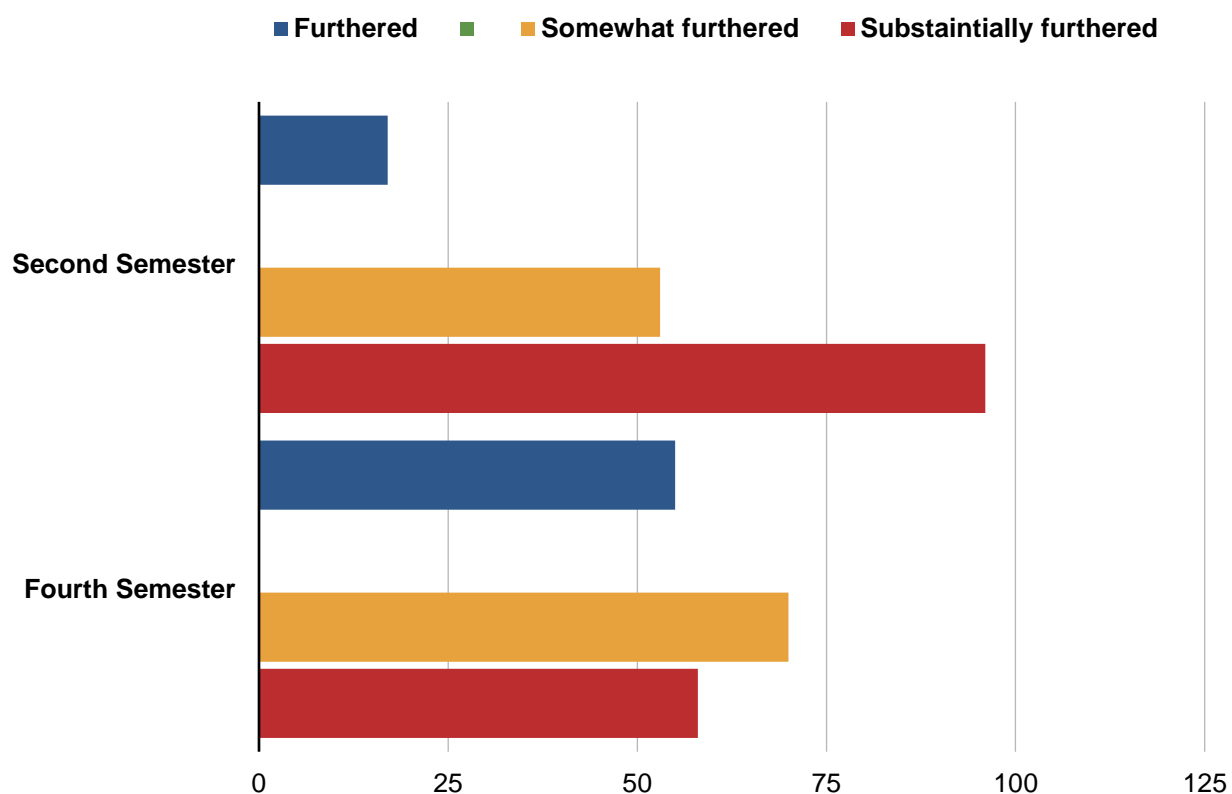
the aspects of the concerned area of study whereas rest of the 41.52% of the respondents opined that courses offered by the University cover all major aspects to be

studied in the area. From the Fourth semester, 64% of the Respondents expressed that the courses cover all the aspects to be studied in the area however remaining 36% of the Respondents agreed that the courses are covering all the major aspects to be studied in the area.

6. Did the course further your knowledge?

Rating Category:

Sl. No.	Category
1	FURTHERED
2	SOMEWHAT FURTHERED
3	SUBSTANTIALLY FURTHERED

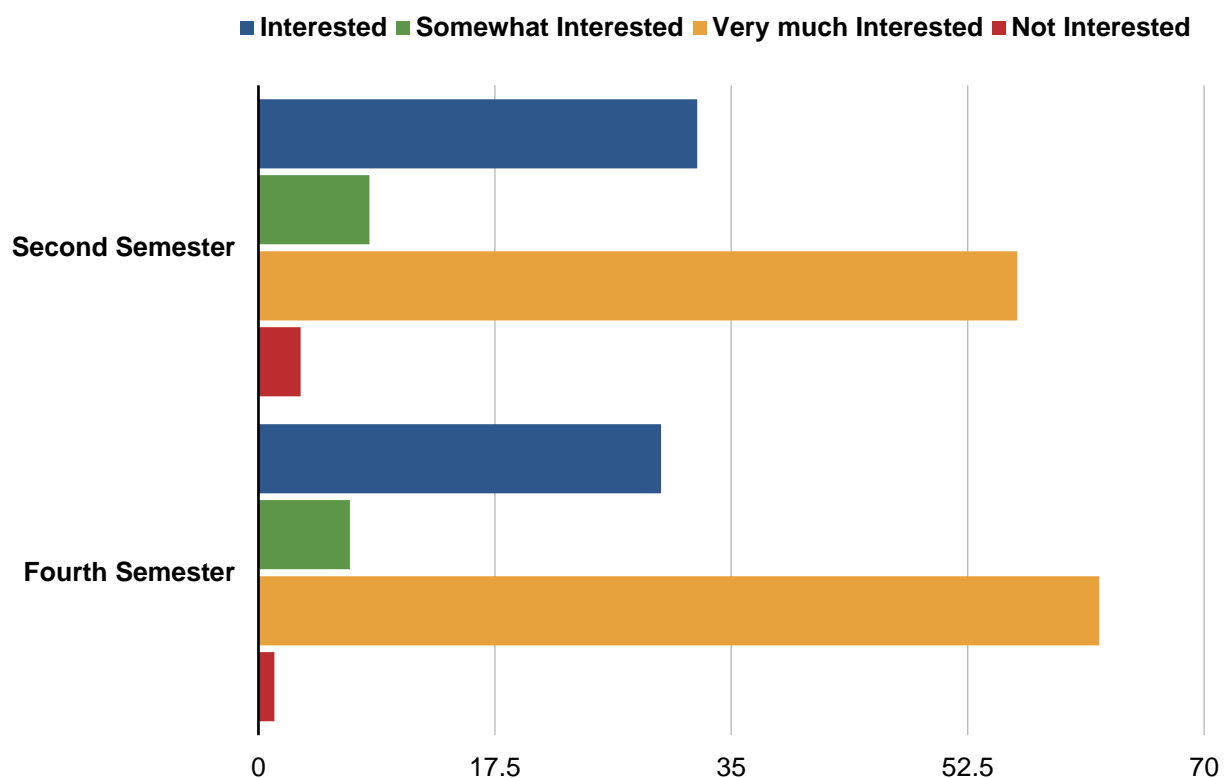


35.46% of the Respondents from Second Semester and 27.37% from the Fourth Semester expressed that the courses offered by the University furthered their knowledge while 56.38% of the students from Second Semester and 63.21% of the Respondents from Fourth Semester opined that the courses substantially furthered their knowledge. However, rest of the 8.16% and 9.42% of Respondents from Second and Fourth semester respectively rated it as somewhat furthered.

7. Will you be interested in undertaking further studies in the area?

Rating Category:

Sl. No.	Category
1	INTERESTED
2	SOMEWHAT INTERESTED
3	VERY MUCH INTERESTED
4	NOT INTERESTED



From Second Semester, 56.17% of the Respondents responded that they are very much interested to take further studies in the concerned area of their courses and 32.49% of the students are interested to pursue further studies in the areas of their courses whereas rest of the 8.22% and 3.12% of the Respondents opined to it as somewhat interested and not interested respectively. From the Fourth Semester, 62.24% of the Respondents agreed that they are very much interested to take further studies in the area of their courses while 29.81% of the respondents opined to it as interested. However, rest of the 6.78% and 1.17% of the respondents expressed their opinion as somewhat interested and not interested respectively.

ACTION TAKEN

In Stage Two of the Digital Feedback, every department in the University has assessed and analysed the Teacher assessment and Course assessment in the respective Department Council Meeting. The Meetings considered the suggestions given and decided to take necessary actions to rectify few variables which are on the moderate and low rating.