

Internal Quality Assurance Cell

UNIVERSITY OF CALICUT

(Re-accredited by NAAC With A grade)



STUDENT FEEDBACK ON CURRICULUM

2016-2017

Report of the student feedback on P. G Curriculum

Academic Year 2016-2017

Following questions were asked to the students of P. G Curriculum to appraise their level of satisfaction in P. G Curriculum, and the feedback on different aspects of P. G Curriculum explored the degree of agreement by the students. And the given table below shows the outcome of the feedback on P. G Curriculum by the students.

- 1 Is the Curriculum difficult to study?
- 2 Is the subject matter interesting?
- 3 Is the Curriculum stimulating for further knowledge?
- 4 Does the Curriculum cover relevant areas of study?
- 5 Does the syllabus update enough?
- 6 Does the Curriculum focus on employability?
- 7 Will you recommend your relatives/friends to enroll this Curriculum?

SL. No	Questions	Strongly agree	Agree	Undecided	Disagree	Strongly disagree
1	Is the Curriculum difficult to study?	2%	6%	9%	23%	60%
2	Is the subject matter interesting?	63%	21%	7%	7%	2%
3	Is the Curriculum stimulating for further knowledge?	64%	20%	12%	3%	1%
4	Does the Curriculum cover relevant areas of study?	56%	28%	8%	6%	2%
5	Does the syllabus update enough?	65%	23%	7%	4%	1%
6	Does the Curriculum focus on employability?	60%	23%	8%	7%	2%
7	Will you recommend your relatives/friends to enroll this Curriculum?	71%	15%	7%	4%	3%

Details of the Respondents

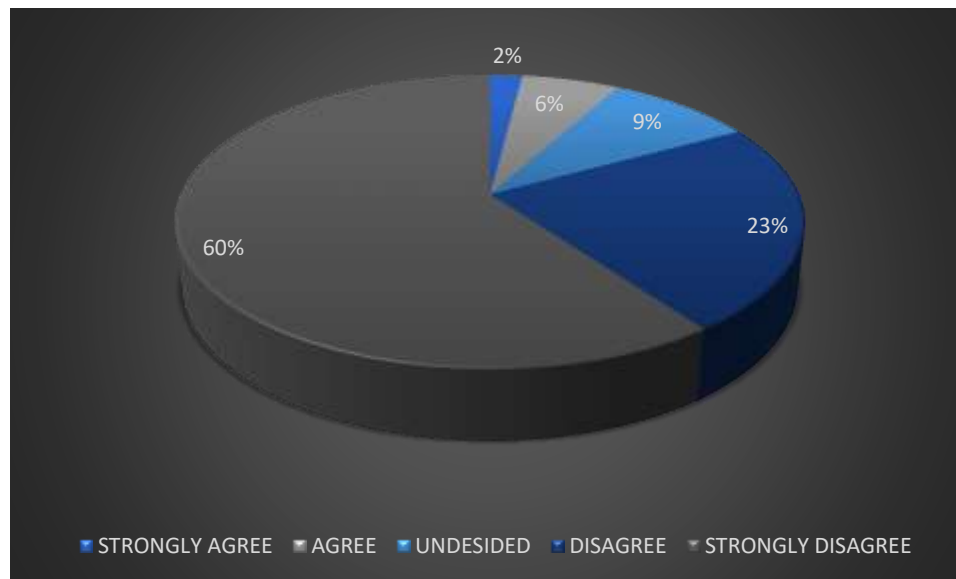
The respondents are the students from different P. G Curriculum

Total respondents:1712

Out of total respondents 1607 students responded to the survey.

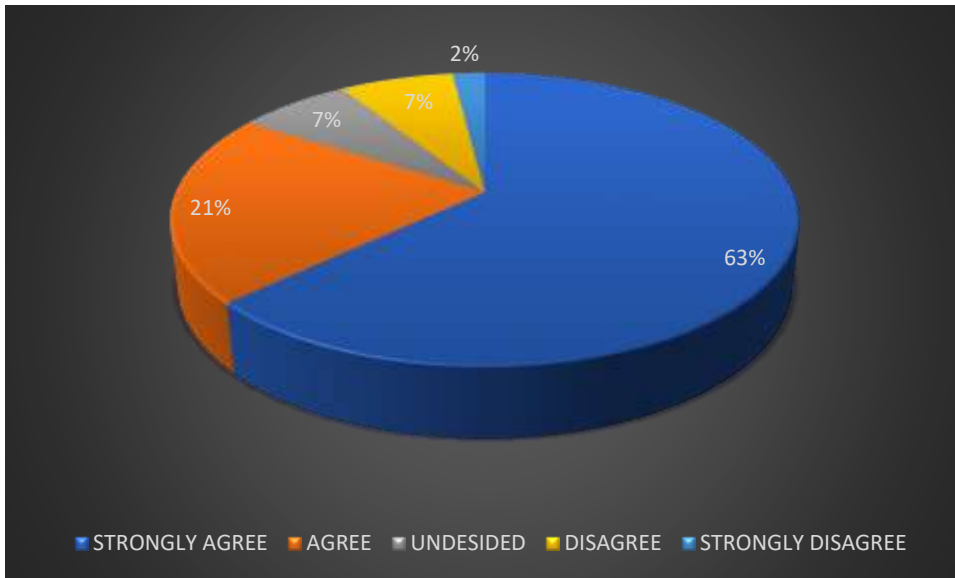
The percentage of respondents – 93.86%

1. Is the Curriculum difficult to study?



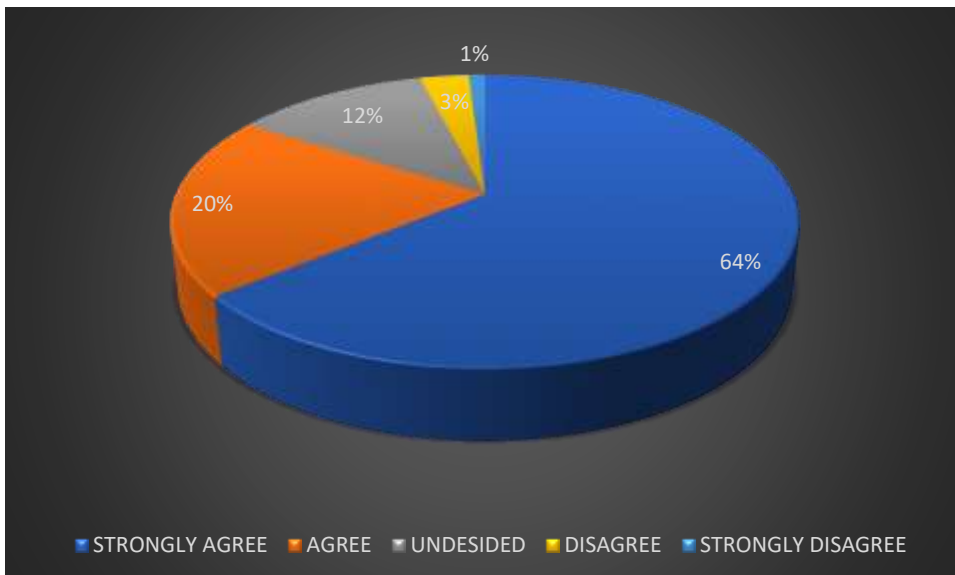
60 percent of the respondents have strongly disagreed to the question whereas 23 percent of respondent have disagreed. Rest of the respondents, 9 percent, 6 percent and 2 percent have undecided, agreed and strongly agreed respectively.

2. Is the subject matter interesting?



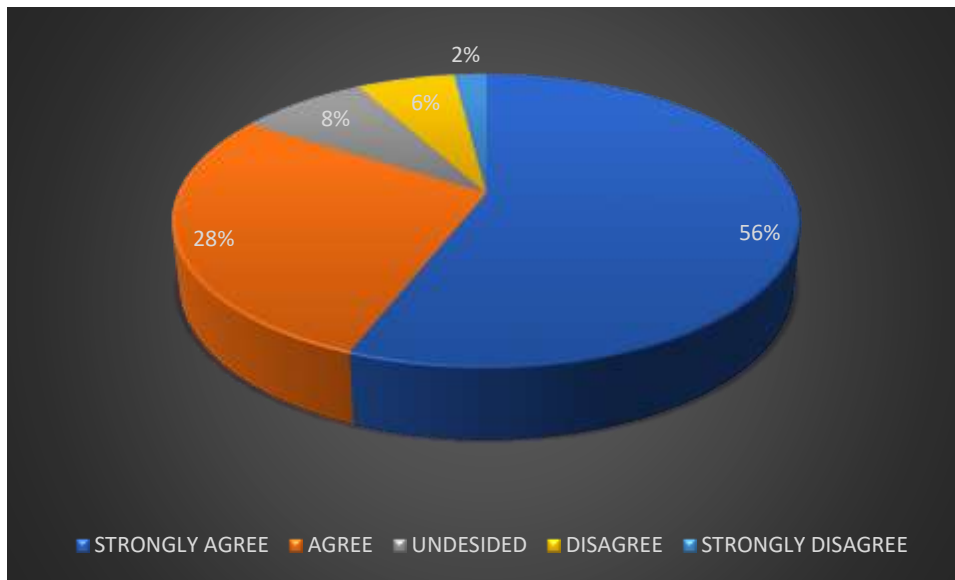
63 percent of respondents have strongly agreed that the subject matter of the Curriculum is interesting, 21 percent respondents have agreed and the balance response, 7 percent, 7 percent and 2 percent have undecided, disagree and strongly disagree respectively

3. Is the Curriculum stimulating for further knowledge?



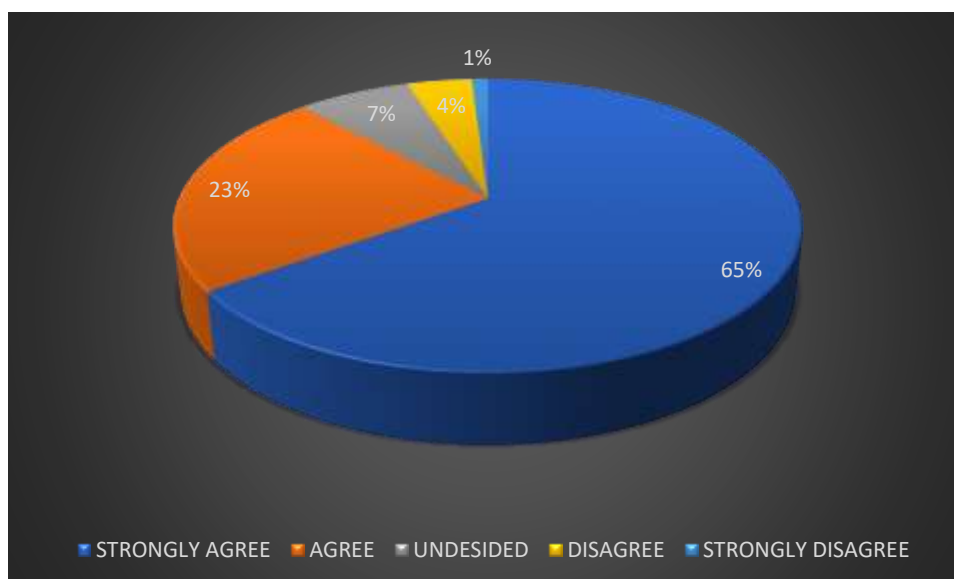
64percent of the respondents strongly agreed that the P. G Curriculum offered by the university is enough to stimulate for further knowledge while 20percent of the respondents have agreed to it. 12 percent, 3 percent and 1 percent of the respondents rated the above asked question as undecided, disagree and strongly disagree respectively.

4. Does the Curriculum cover relevant areas of study?



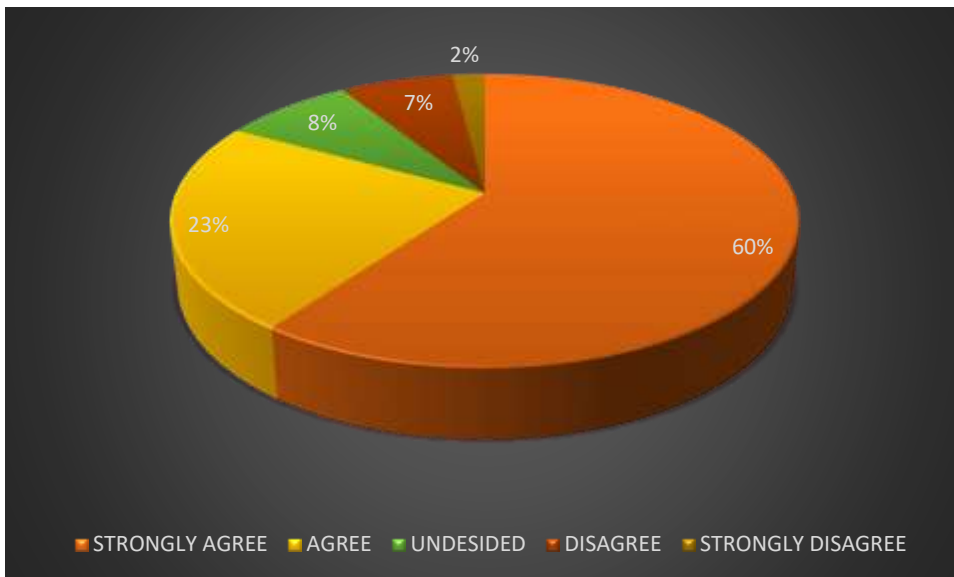
56 percent of the respondents have strongly agreed to the statement that the P. G Curriculum covers the relevant areas of study, while the 28 percent of the respondents agreed to the statement. However, in the balance respondents, 8 percent of respondents have undecided, another 6 percent have disagreed and rest of the 2 percent have strongly disagreed to the question.

5. Does the syllabus update enough?



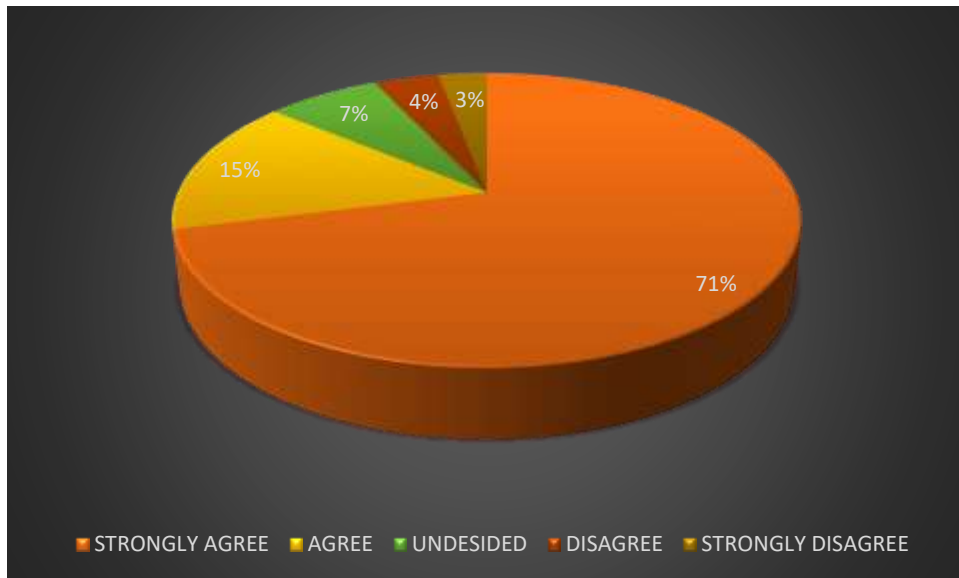
65 percent of the responded have strongly agreed that the syllabus of the Curriculum have been carried out time to time updating, but only 23 percent of the respondents agreed to the question. Among the rest, 7 percent have undecided and the 4 percent and 1 percent disagreed and strongly disagreed respectively.

6. Does the Curriculum focus on employability?



60 percent of the respondents have strongly agreed that the P. G Curriculum offering by the University focuses on employability while the 23 percent agreed to it, whereas 8 percent of the respondents could not decide it. Rest of the respondents, 7 percent and 2 percent have disagreed and strongly disagreed respectively.

7. Will you recommend your relatives/friends to enroll this Curriculum?



71 percent of the respondents strongly agreed to recommend their P. G Curriculum to their relatives and friends whereas the 3 percent of the respondents strongly disagreed to the same. 15 percent, 7 percent and 4 percent have agreed, undecided and disagreed respectively.

CU Campus

Director
IQAC, University of Calicut