



# Regional Rankings India 2020

Fact File

**UNIVERSITY OF CALICUT**



# WELCOME!

The 2020 QS India University Rankings will be published on [topuniversities.com](http://topuniversities.com) on Tuesday 22nd October 2019 at 00:01 INDIAN STANDARD TIME IST.

This file provides the detailed results for your institution and the data that has been used to calculate the ranks and scores.

It should also provide you with useful information for any media communication you might need to prepare prior to launch.

**University of Calicut**  
Established in 1968

**INDIA**

## INSTITUTION CLASSIFICATION

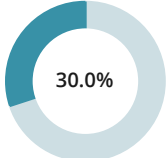
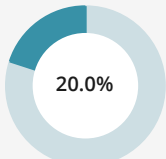
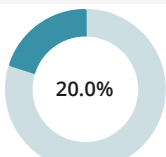
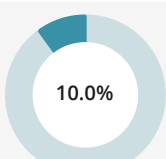
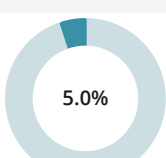
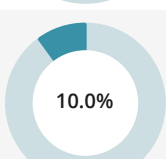
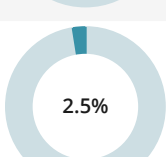
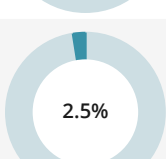
QS Classifications make it easier to quickly identify and compare institutions with similar characteristics. To find out more about how the classifications are compiled please visit [www.iu.qs.com](http://www.iu.qs.com)

AGE BAND	Historic	Mature	Established	Young	New
SIZE	Very Large	Large	Medium	Small	
STATUS	Public	Private	Private - Not for Profit		
RESEARCH INTENSITY	Very High	High	Moderate	Low	
SUBJECT AREA FOCUS	Comprehensive+	Comprehensive	Focused	Specialist	

# METHODOLOGY:

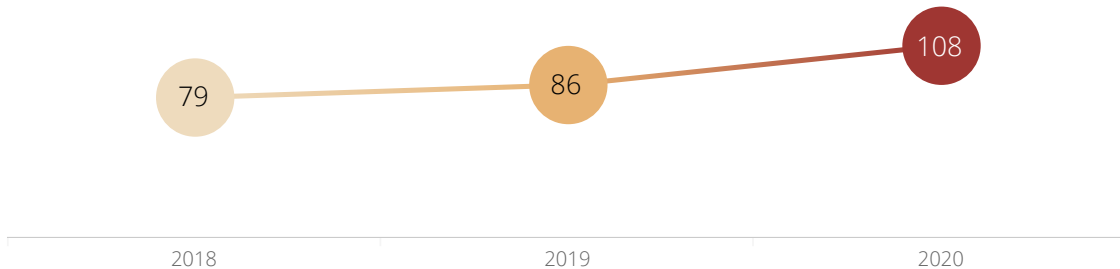
## INDICATORS & WEIGHTINGS

The methodology of **QS India University Rankings 2020** is aligned with the discontinued BRICS Region University Rankings which began in 2014. The method retains key indicators of the global ranking, such as Academic Reputation, Employer Reputation, and Faculty to Student Ratio, but also considers a set of performance metrics carefully tailored for the region.

	<b>Academic Reputation</b> Taken from the annual survey conducted by QS designed to evaluate the perceptions of academics from around the world regarding the best institutions in terms of research. This year, over 94,000 responses were recorded globally.
	<b>Employer Reputation</b> Taken from the annual QS survey aimed at gathering the views of employers around the world on the institutions providing the best professionals. This year around 45,000 responses were analysed.
	<b>Faculty Student</b> This is the ratio between the number of academic staff and number of students. A higher number of teachers per student is an indirect indicator of the commitment of the institutions to high-quality teaching.
	<b>Staff with PhD</b> This indicator attempts to assess the quality of training of the academic staff, detecting the proportion of them that have reached the highest level of education in their area of expertise. This is an indirect measure of the commitment of universities to high-quality teaching and research.
	<b>Citations per Paper</b> This ratio measures the average number of citations obtained per publication, and is an estimate of the impact and quality of the scientific work done by universities. Data indexed by Scopus is also used. To avoid anomalous results, only the institutions producing more than 150 papers in the last five years are evaluated. The paper and citation counts are normalized, ensuring that citations achieved in each of the five broad faculty areas are weighted equally.
	<b>Papers per Faculty</b> This indicator seeks to determine the average number of scientific publications (papers) produced per faculty and evaluates the productivity of research institutions. Data is extracted from Scopus ( <a href="http://www.scopus.com">www.scopus.com</a> ). Indexed papers in the last five full years are used (from 2013 to 2017 for the 2020 edition). The paper count is normalized, ensuring that citations achieved in each of the five broad faculty areas are weighted equally.
	<b>International Faculty</b> The International Faculty Index is simply based on the proportion of faculty members that are international. It is a proxy measure for how internationally attractive the university is to academic staff.
	<b>International Students</b> The International Students Index is based on the proportion of students that are international. It is a proxy measure for how internationally attractive the university is to students.

# EDITION SUMMARY

EVOLUTION OF CONSIDERED INSTITUTIONS FROM INDIA



**108**

CONSIDERED  
INSTITUTIONS

**100**

RANKED  
INSTITUTIONS  
WITHIN TOP 100

**7**

PUBLISHED  
SPECIALISTS

## QS PARTNERS WITH INSTITUTIONS AROUND THE WORLD

to manage international mobility and relationships,  
meet globalization goals, and inform international  
strategies through evidenced-based decision making.

With our bespoke, data-rich services, institutions can:



Enhance  
strategy



Optimize  
reputation



Improve  
performance



Boost  
their  
brand



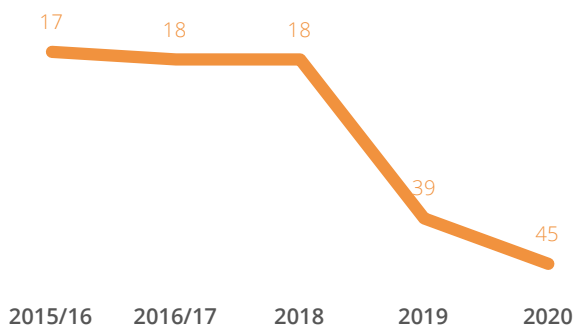
Improve  
internationalization  
& recruitment efforts

# UNIVERSITY OF CALICUT

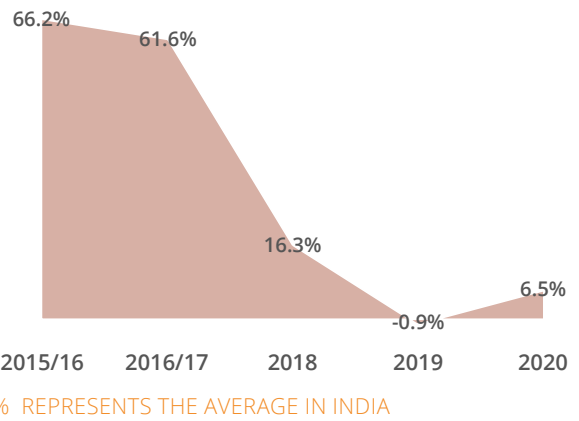
## OVERALL RANK IN INDIA

# 45

### RANKINGS TREND IN INDIA

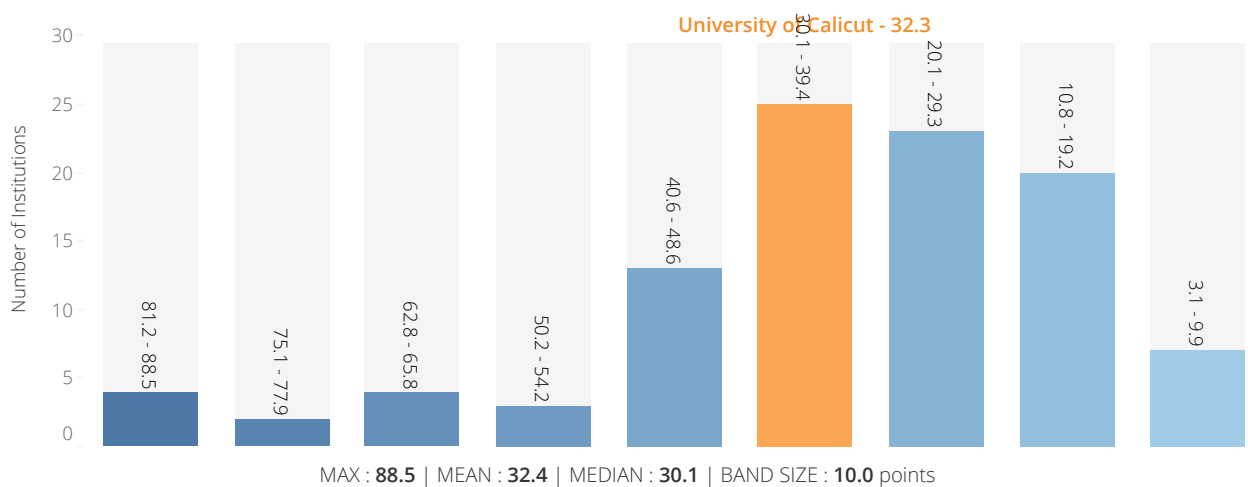


### VERSUS AVERAGE IN INDIA



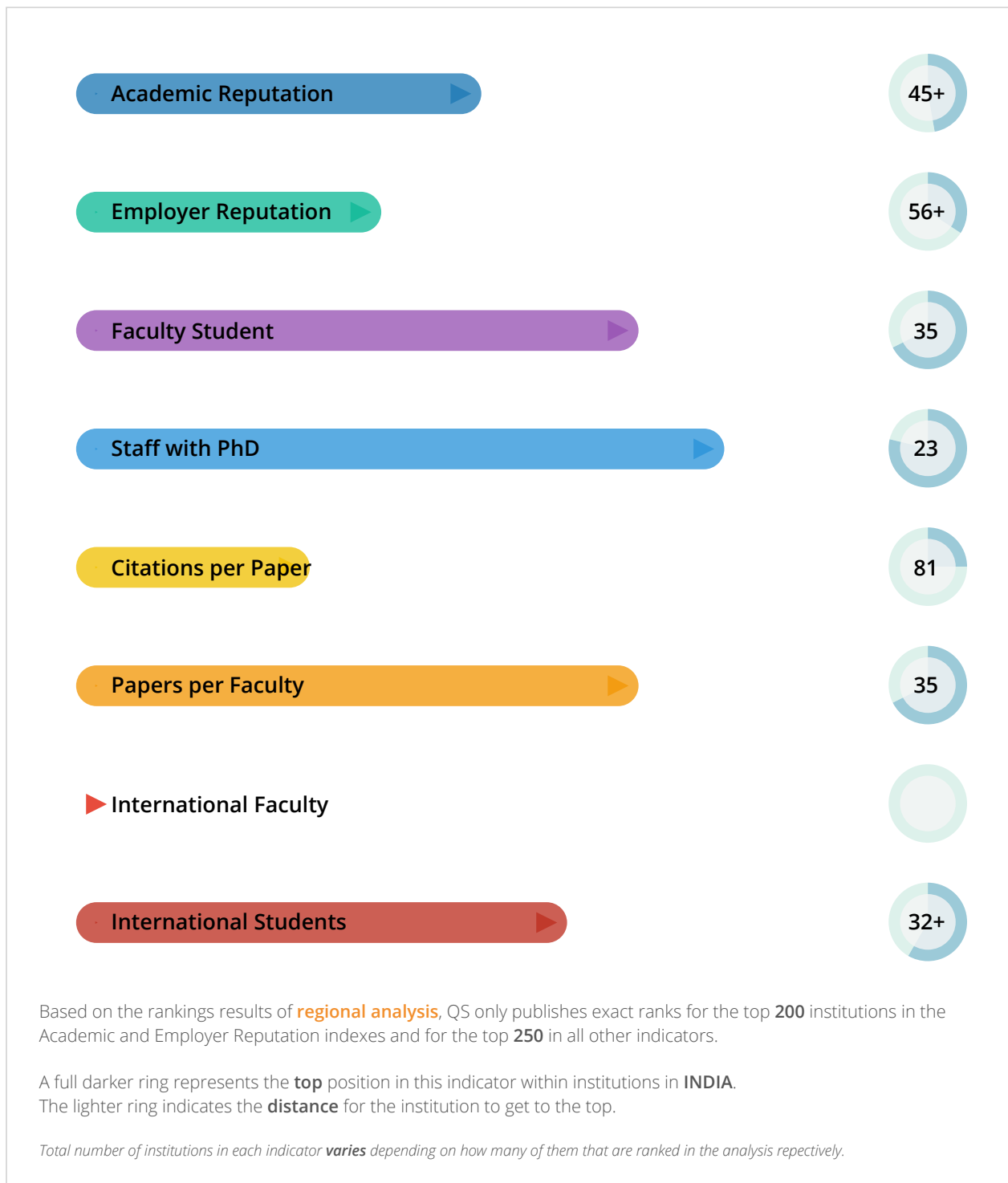
### DISTRIBUTION OF OVERALL SCORES : INDIA

The histogram chart presents the distribution of the overall scores of institutions from INDIA in 2020's edition. The highlighted bar represents the band that University of Calicut fall in.



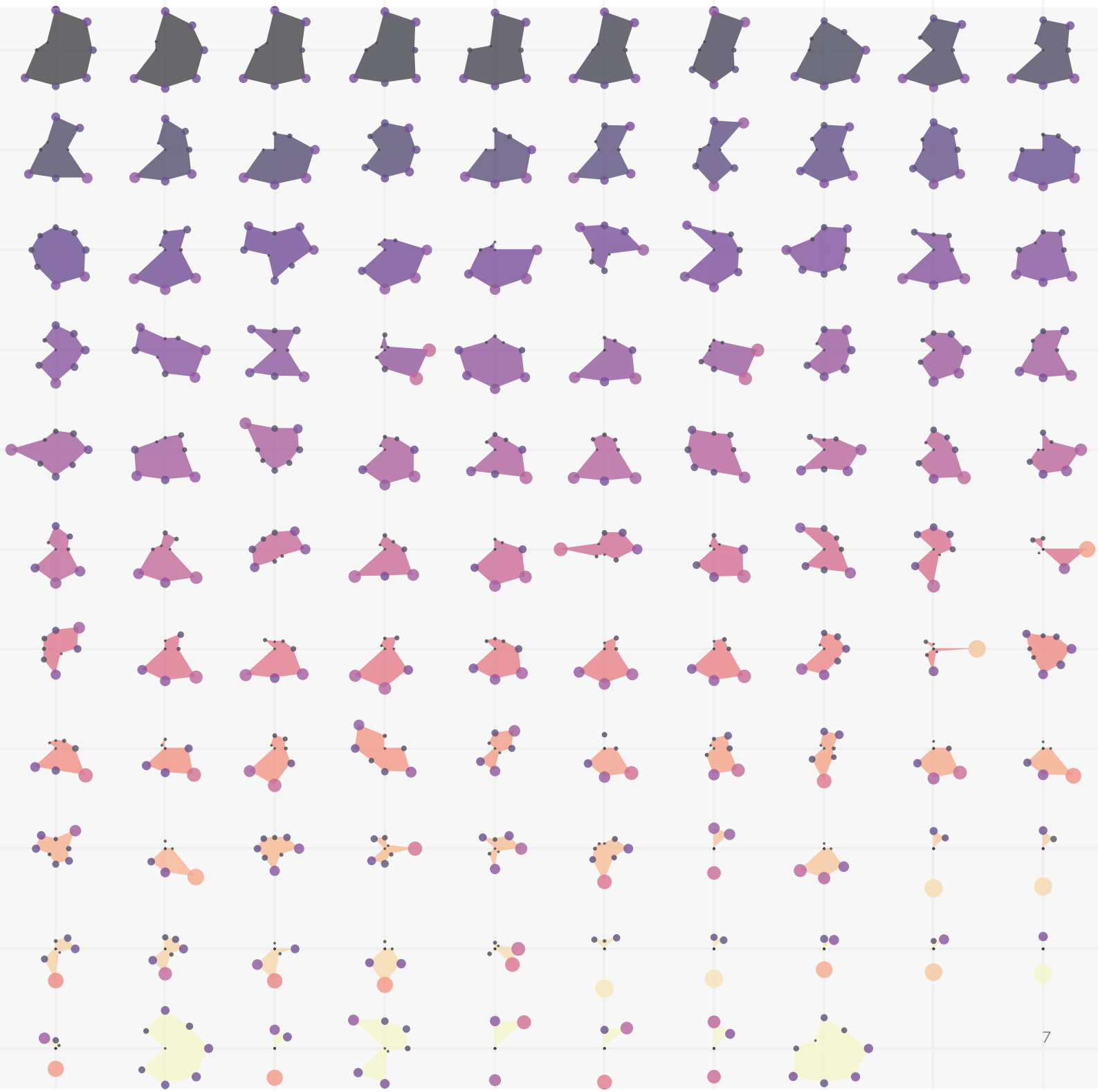
# RANKS BY INDICATOR : INDIA

## 2020 EDITION





# DOMESTIC COMPARISON




# DOMESTIC COMPARISON

## 2020 EDITION

The Top **100** institutions were published in the final table of **India**.  
Publishing Range of each indicator varies depending on the regional performance.

### PERFORMANCE WITHIN INSTITUTIONS IN **INDIA** (DOMESTIC RANK)



Academic Reputation   Employer Reputation   Faculty Student   Staff with PhD   Citations per Paper   Papers per Faculty   International Faculty   International Students

■ University of Calicut  
■ Other

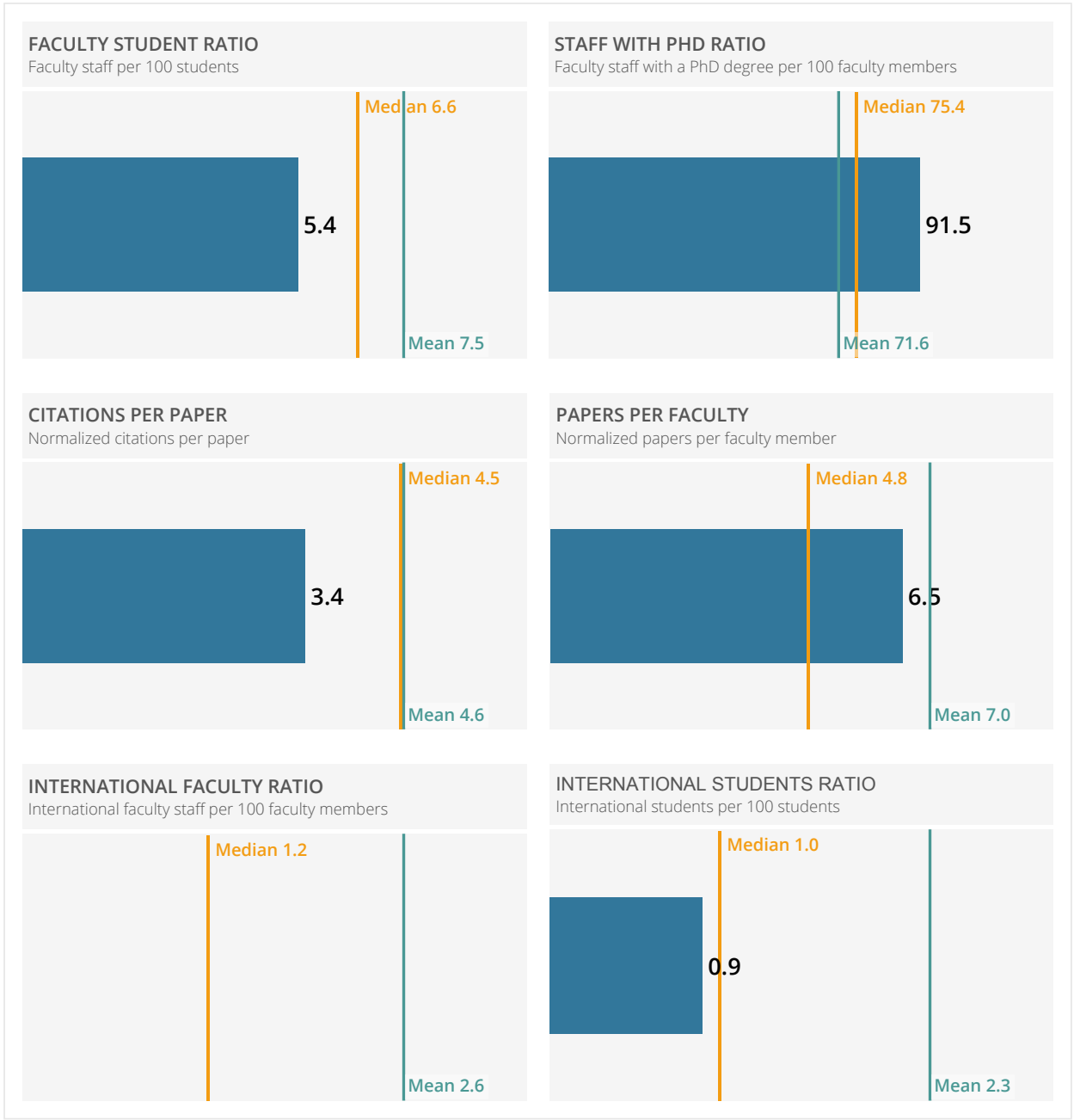
**Publishing Range**

A minimum of 150 papers is required to be evaluated in the Citations per Paper indicator.



# UNDERLYING RATIOS (DOMESTIC COMPARISON)

The following charts present the ratios utilized for rankings calculations for your institution, compared against the **Median** and **Mean** results of institutions from **India**.

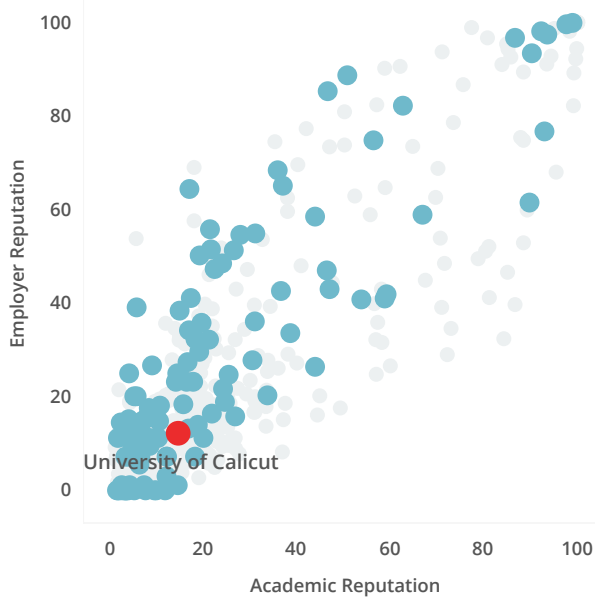


# INDICATOR PERFORMANCE

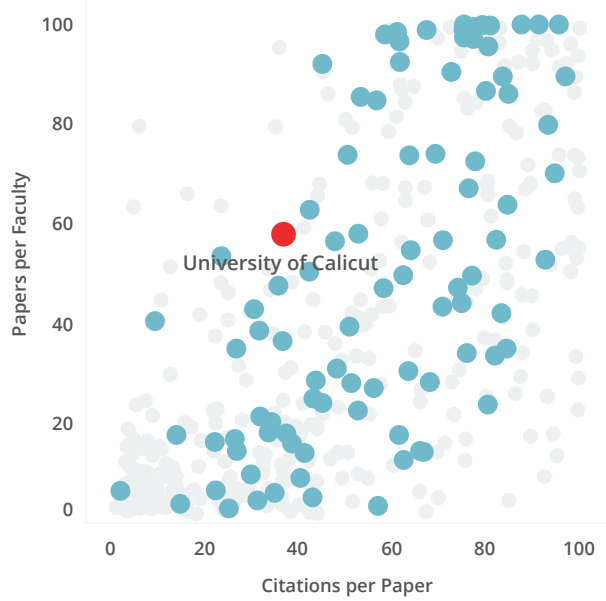
REPUTATION / RESEARCH / TEACHING COMMITMENT / INTERNATIONALIZATION

The charts below displays the institution's performance in the indicators in the domestic context.

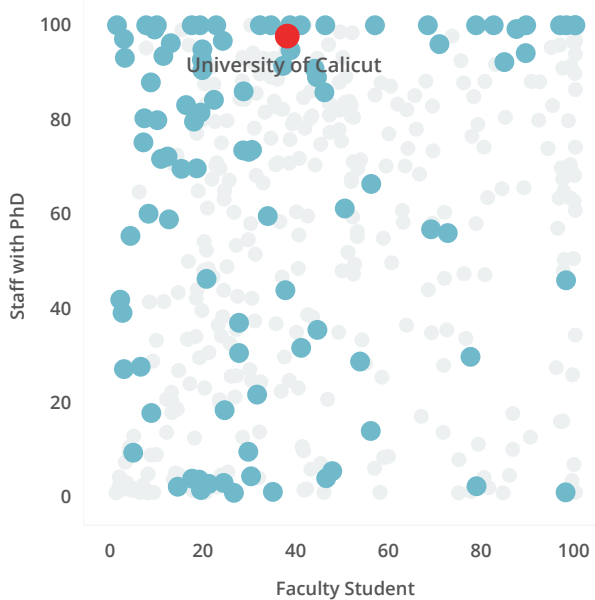
### Academic and Employer Reputation



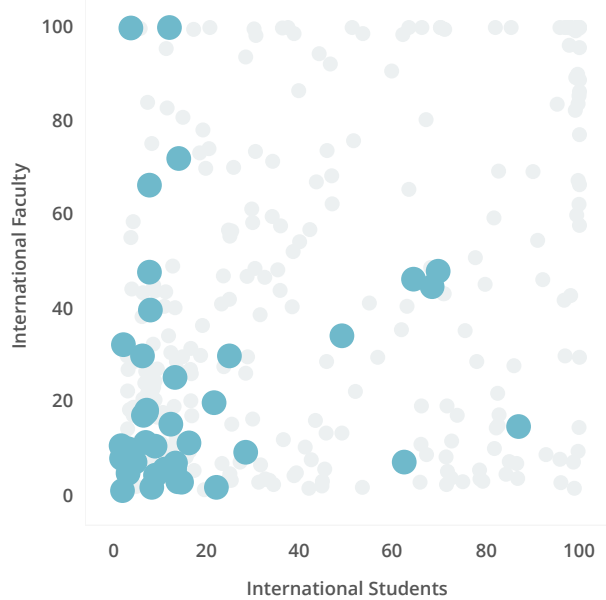
### Research Impact and Productivity



### Teaching Commitment

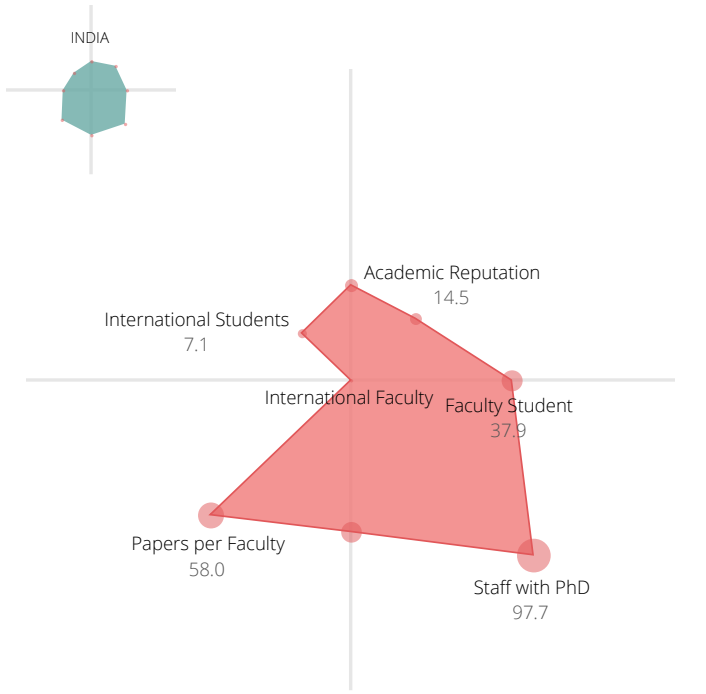


### Internationalization - Faculty | Students



# INDICATOR PERFORMANCE (Year on Year)

REPUTATION / RESEARCH / TEACHING COMMITMENT / INTERNATIONALIZATION



## Overall Performance Summary

Staff with PhD is the BEST SCORED indicator of the institution in the 2020's edition.

## Scores & Domestic Positions

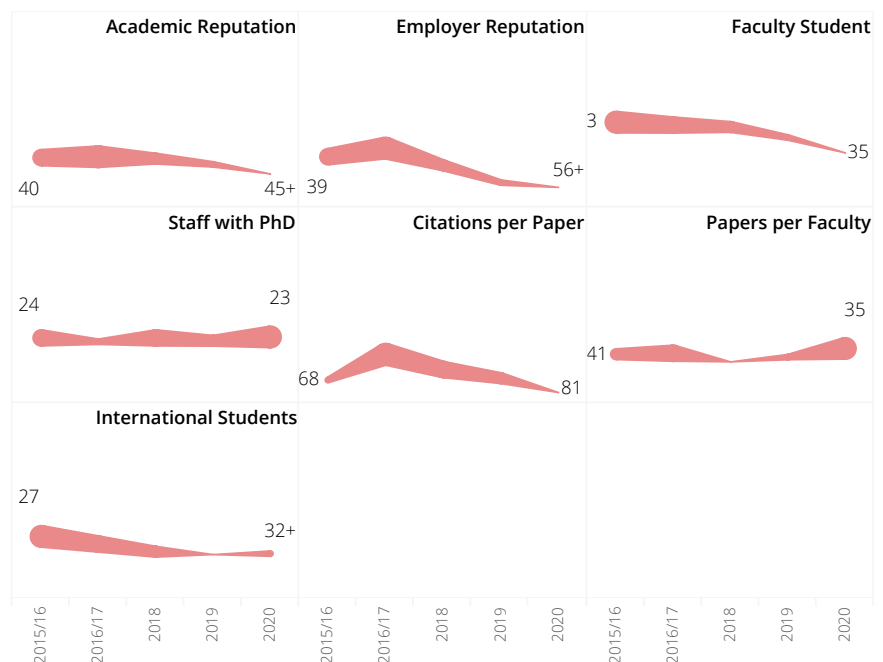
**Staff with PhD | 97.7**  
No. **23** in India

## Domestic Ranks by Indicator : Year on Year Evolution

Compared with 2015/16's results, **Papers per Faculty** is the most improved indicator in terms of the relative shifts in the domestic positions.

The chart presents the year on year evolution of the domestic performance of the institution in each indicator analysis.

Size of the line is scaled by the **domestic positions** within the indicator along the rankings years.



# INDICATOR PERFORMANCE (Year on Year)

REPUTATION / RESEARCH / TEACHING COMMITMENT / INTERNATIONALIZATION

2020 2019 2018

| The chart presents the evolution of the **relative difference (%)** against the national averages.

| The more recent edition the rank is in, the larger the circle.

| 0% represents the **national averages scores** (depicted by the reference lines).



**QS WORLD UNIVERSITY RANKINGS**  
REGIONAL RANKINGS PROJECT TEAM

**Ben Sowter** Director

**Selina Griffin** Rankings Manager

**Martin Juno** Product Development Manager

**Dennis Yu** Lead Rankings Analyst

ANALYSTS

**Selina Griffin / Shadi Hijazi** Arab Region

**Dennis Yu** Asia Region / EECA Region / India

**Fernando Coca-Martin / Gabriel da Costa** Latin America

**Tony Fregoli** Data Analyst

DATA ACQUISITION

**Judit Petervari** Data Acquisition Manager

Researchers

**Ajita Rane**

**Ana Maria Banica**

**Elena Ilie**

**Jia-Ying Wong**

**Orwa Mohamad**

**Padmashree Sorate**

**Rashmi Sharma**

**Samuel Wong**

**Shilpa Narayankar**

**Violeta Surugiu**

**Yuh Ming Yap**

PRESS & PR

**Simona Bizzozero** Communications Director

simona@qs.com

**TRUSTED. INDEPENDENT. GLOBAL.**

QS Intelligence Unit | A division of Quacquarelli Symonds Ltd.

E-mail: [rankings@qs.com](mailto:rankings@qs.com) | Tel.: +44 (0)207 428 2782

With offices in London, Paris, Singapore, Mumbai and Bucharest.